



BOARD OF POLICE COMMISSIONERS

**Tuesday, November 26, 2013
9:00 AM**

**Executive Conference Room, 2nd Floor
Police Service Centre**



**Public Agenda
Board of Police Commissioners
Tuesday, November 26, 2013**

Approval of Public Agenda

Minutes of the meeting held on October 30, 2013.

Administration Reports

PO13-26 Monthly Crime Statistics - September 2013

Recommendation

This report be received and filed.

PO13-27 Monthly Crime Statistics – October 2013

Recommendation

This report be received and filed.

PO13-28 Letters of Appreciation

Recommendation

This report be received and filed.

Adjournment

AT REGINA, SASKATCHEWAN, WEDNESDAY, OCTOBER 30, 2013

AT A MEETING OF THE BOARD OF POLICE COMMISSIONERS
HELD IN PUBLIC SESSION

AT 9:00 AM

These are considered a draft rendering of the official minutes. Official minutes can be obtained through the Office of the City Clerk once approved.

Present: Mayor Michael Fougere, in the Chair
Councillor Wade Murray
Commissioner Ron Rasmussen
Commissioner Gordon Selinger

Regrets: Councillor Terry Hincks

Also in Attendance: Committee Assistant, Elaine Gohlke
Chief of Police, Troy Hagen
Superintendent, Brent Schmidt
Superintendent, Lance Dudar
Executive Director of Administrative Services, Louise

APPROVAL OF PUBLIC AGENDA

Councillor Murray moved, AND IT WAS RESOLVED, that the agenda for this meeting be approved, as submitted.

MEETING RESCHEDULED

Councillor Murray moved, AND IT WAS RESOLVED, that the November 20, 2013 meeting of the Board of Police Commissioners be rescheduled to Tuesday, November 26, 2010 at 9:00 a.m.

ADOPTION OF MINUTES

Commissioner Rasmussen moved, AND IT WAS RESOLVED, that the minutes for the meeting held on August 28, 2013 be adopted.

ADMINISTRATION REPORTS

PO13-24 Monthly Crime Statistics – August 2013

Recommendation

This report be received and filed.

Commissioner Selinger moved, AND IT WAS RESOLVED, that this report be received and filed.

PO13-25 Letters of Appreciation

Recommendation

This report be received and filed.

Commissioner Rasmussen moved, AND IT WAS RESOLVED, that this report be received and filed.

RESOLUTION FOR PRIVATE SESSION

Councillor Murray moved, AND IT WAS RESOLVED, that in the interest of the public, the balance of agenda items for this meeting be considered in private session and that the Board recess for 15 minutes.

The Board recessed at 9:10 a.m.

The media left.

Chairperson

Secretary

November 26, 2013

To: Members,
Board of Police Commissioners

Re: Monthly Crime Statistics – September 2013

RECOMMENDATION

Receive and file.

CONCLUSION

The crime statistics for the month of September 2013 reflect a decrease in Crimes Against the Person of (-11.3%) compared to September 2012, while Crimes Against Property show an (-8.4%) decrease compared to September 2012. Crimes Against the Person and Crimes Against Property show a combined year-to-date reduction of (-9%).

BACKGROUND

Each month, reports providing statistics for the City of Regina are presented to the Board for their review and information. This report will provide statistics for the month of September 2013. The Communications Centre statistics are included showing the total calls for service.

DISCUSSION

Crimes Against Property reflect a decrease of (-705) reported incidents over 2012, for an overall year-to-date decrease of (-8.4%). We have seen a decrease of (-266) reported incidents of Theft Under \$5000 for a (-7.3%) decrease. There are (-204) fewer reported incidents of Mischief / Wilful Damage for a (-9.8%) decrease.

Thefts of Auto rates have decreased by (-173) incidents for an overall decrease of (-21.4%) in our year-to-date statistics. The Regina Police Service in conjunction with its partners in the Stolen Auto Strategy continues to pay constant attention to this issue.

Crimes Against the Person reflect a year-to-date decrease of (-249) fewer incidents over September 2013 for an (-11.3%) decrease. There were 17 reported Robberies in September for a year-to-date decrease of (-34) incidents or a decrease of (-15.9%).

Overall the Regina Police Service has received (-954) fewer reported incidents of Crimes Against the Person and Crimes Against Property combined in 2013 over 2012 incidents for a (-9.0%) decrease.

There were a total of 5097 dispatched Calls for Service in September for a year-to-date reduction of (-1.4%) and Alarm Calls for Service show a year-to-date decrease of (-3.2%).

RECOMMENDATION IMPLICATIONS

Financial Implications

None with respect to this report.

Environmental Implications

None with respect to this report.

Strategic Implications

None with respect to this report.

Other Implications

None with respect to this report.

COMMUNICATIONS

None with respect to this report.

Respectfully submitted,

A handwritten signature in black ink, appearing to read "Troy Hagen", with a stylized flourish at the end.

Troy Hagen,
Chief of Police



Regina Police Service

Monthly Statistical Extract

Prepared Nov
6th

September 2013

Offence	2013 Sept	2012 Sept	YTD 2013	YTD 2012	% Change
Total Crimes Against the Person ¹	182	245	1959	2208	-11.3
Homicide	1	0	7	4	75.0
Attempt Murder	1	3	9	7	28.6
Sexual Assaults	7	12	98	93	5.4
Sexual Crime - Other	0	1	12	13	-7.7
Assaults - Level I	87	118	893	1038	-14.0
- Level II	41	46	436	491	-11.2
- Level III	4	5	47	45	4.4
- Other Assaults	2	6	49	45	8.9
Robbery	17	29	180	214	-15.9
Kidnapping / Forcible Confinement	1	0	7	8	-12.5
Criminal Harassment / Stalking	1	1	13	16	-18.8
Total Above Person Violations	162	221	1751	1974	-11.3

Total Crimes Against Property ¹	896	900	7729	8434	-8.4
Arson	9	4	72	50	44.0
Total Break and Enter	121	105	1061	1150	-7.7
- Residence	52	49	519	541	-4.1
- Business	19	19	135	165	-18.2
- Other	50	37	407	444	-8.3
Theft of Motor Vehicle	54	54	532	645	-17.5
Attempt Theft of Motor Vehicle	9	10	104	164	-36.6
Theft Over \$5,000	6	4	43	64	-32.8
Theft Under \$5,000	410	387	3374	3640	-7.3
Mischief / Wilful Damage	247	253	1869	2073	-9.8
Total Above Property Violations	847	807	6951	7622	-8.8

Total Crimes (Person and Property)	1078	1145	9688	10642	-9.0
---	-------------	-------------	-------------	--------------	-------------

Other Criminal Code Violations					
Criminal Prostitution	7	11	104	100	4.0
Vehicles Seized / Prostitution Related	0	4	13	7	85.7
Controlled Drug & Substances Act	68	54	583	440	32.5
Criminal Code Traffic ²					
Impaired / Exceed	49	61	526	404	30.2
Dangerous Drive & Other	197	361	3762	3370	11.6
Traffic Tickets Issued	2714	3095	25030	26061	-4.0

Calls for Service (Comm Centre)	5097	5621	47380	48044	-1.4
Alarm Calls for Service	512	588	4921	5085	-3.2
Other Calls for Service (Reports taken-no dispatch)	2200	2195	19785	18614	6.3
Total Calls for Service	7297	7816	67165	66658	0.8

Note 1: Total includes categories not listed below and counts all the victims of violent violations rather than occurrences

Note 2: Excluded "Inspection Tickets" and "24 Hour, 30Day and 90 Day Suspensions"

** Calls For Service are the total number of CAD events generated for police response. CFS totals include CAD events with type code 900 to 963 whether they are dispatched or not.

** Alarms are all CAD events created for police response to alarms defined by the Regina False Alarm Bylaw. Alarm totals are included in Calls for Service totals.



Regina Police Service

September, 2013

Appendix 2
Traffic

	2013 Sept	2012 Sept	2013 YTD	2012 YTD	YTD % Change
Tickets Issued					
Traffic Offence Tickets	2714	3095	25030	26061	-4.0
Non-traffic Offence Tickets*	140	132	1392	1141	22.0
Total Tickets	2854	3227	26422	27202	-2.9

Cell Phone Charges and Warnings					
Cell Phone Charges (241.1)	38	43	518	474	9.3
Warning Tickets (for use of cell phone)	0	0	2	8	-75.0

Total Warning Tickets	102	65	1863	1120	66.3
------------------------------	-----	----	------	------	------

	2013 Sept	2012 Sept	2013 YTD	2012 YTD	YTD % Change
RID Program					
Total RID Phone Calls Received	109	95	826	853	-3.2
RID interception occurrence	10	12	77	92	-16.3
RID Other immediate Contact**	17	5	97	70	38.6
RID Letters	47	41	369	337	9.5
Percentage of calls with Interventions	67.9%	61.1%	65.7%	58.5%	

<i>RID dispatches(with/without intercept)</i>	82	65	575	542	12.4
---	----	----	-----	-----	------

RID Interception Outcomes***					
RID Impaired Occurrences	7	6	36	23	56.5
RID Other Occurrences	2	6	48	53	-9.4
RID Impaired Charges	14	10	66	42	57.1
RID Other Charges	5	9	51	39	30.8
RID 24 hr, 30 day suspensions	1	9	14	35	-60.0
RID Total Charges and Sanctions	20	28	131	116	12.9

*Non-traffic tickets incl. tickets under the Alcohol and Gaming Regulations Act and Municipal Bylaw excluding Municipal Bylaw speeding

**Other contact means the officer has spoken to the driver or owner and the call is unfounded or no related occurrence

***Occurrences are generally an event occurring at the same place and time. Multiple charges can result from a single occurrence



Regina Police Service

September 2013

Appendix 1

Prepared Nov 6, 2013

Offence	Reported	Unfounded	Actual	YTD 2013	YTD 2012	% Change
Robbery	5	0	5	33	34	-2.9
Robbery - Pursesnatching	0	0	0	8	5	60.0
Robbery - Commercial	0	0	0	35	25	40.0
Robbery - Financial Institution	1	0	1	1	0	100.0
Robbery - Delivery Person	0	0	0	0	2	-100.0
Robbery - Taxi	0	0	0	5	6	-16.7
Robbery - Street	11	0	11	108	155	-30.3
Total Above Violations	17	0	17	190	227	-16.3

Community Crime Report Regina Police Service

Date Run: 2013/11/08 03:16:32

From: 2013/09/01

To: 2013/09/30

Crime Classes	Al Ritchie	Albert Park	Argyle Park	Boothill	Cathedral	Centre Square	Core Group	Coronation Park	Dewdney East	Dieppe	Eastview	Gardiner Park	Gladmer Park	Hillsdale	Lakeview	Market Square	McNab	Mount Royal	Normanview	Normanview West	North Central	North East	Prairie View	Regent Park	Rosemont	Ross Industrial	Rural	Sherwood Estates	Twin Lakes	University Park	Unverified Address	Uplands	Walsh Acres	Warehouse District	Wascana Park	Whitmore Park	Total
Arson	0	0	0	0	0	1	0	0	3	0	0	0	0	0	0	0	0	0	0	0	4	0	0	0	1	0	0	1	0	0	0	0	0	0	0	0	10
Assault	4	4	3	2	0	1	14	10	7	0	1	2	3	1	2	5	0	0	0	0	44	3	3	1	5	0	0	3	3	1	4	1	1	3	0	0	131
Attempt Murder	0	0	0	0	0	0	0	0	0	0	0	0	0	0	0	0	0	0	0	0	1	0	0	0	0	0	0	0	0	0	0	0	0	0	0	1	
B&E (Business)	0	0	0	0	3	0	1	0	1	0	3	1	0	0	1	0	0	0	0	0	2	3	0	0	0	1	0	0	0	0	0	0	0	3	0	0	19
B&E (Garage)	6	0	0	0	2	0	3	2	0	0	4	0	0	0	2	0	0	0	1	2	8	1	2	0	1	0	0	0	0	0	0	0	1	0	0	0	35
B&E (Other)	1	1	0	0	0	1	2	0	0	0	5	0	1	1	0	0	0	0	0	0	1	0	0	0	0	1	0	0	0	0	0	1	1	0	0	0	16
B&E (Residence)	1	2	1	0	4	2	3	3	1	2	0	5	0	0	0	0	1	0	0	0	12	0	4	3	4	0	0	2	1	0	0	1	1	0	0	0	53
Controlled Drugs	2	0	1	0	3	5	6	2	2	0	2	1	0	2	4	4	1	0	1	2	13	5	0	1	1	2	0	0	0	1	1	1	3	3	0	0	69
Crimes Against Property(2150 -2166)	1	1	1	0	0	1	7	0	2	0	0	2	0	2	2	3	0	0	0	0	11	3	0	0	2	1	0	0	2	0	4	0	1	1	1	0	48
Dangerous Operation	0	0	0	0	0	0	1	0	1	0	0	0	0	0	1	1	0	0	0	0	2	0	0	0	0	1	0	0	0	0	0	0	0	0	1	0	8
Deprivation of Freedom	0	0	0	0	0	0	0	1	0	0	0	0	0	0	0	0	0	0	0	0	0	0	0	0	0	0	0	0	0	0	0	0	0	0	0	0	1
HWY Traffic Violation	7	12	5	1	6	1	10	8	15	1	6	9	2	3	7	7	1	2	4	2	28	7	1	1	3	6	1	0	6	2	25	1	4	6	1	2	203
Impaired Operation	4	0	0	0	5	1	3	2	1	0	4	2	0	2	3	3	0	1	0	0	8	3	1	0	1	2	0	0	1	1	0	1	3	2	3	0	57
Municipal ByLaws	0	0	0	0	0	1	1	0	0	0	0	0	0	0	1	0	1	0	0	0	0	1	0	0	0	0	0	0	0	0	0	0	0	0	0	0	5
Offensive Weapons	1	0	0	0	0	0	1	0	0	0	1	0	0	0	0	2	0	0	0	0	7	0	0	0	0	1	0	0	0	0	0	0	0	0	0	0	13
Other Criminal Code Traffic	2	3	2	0	1	2	3	6	4	0	1	1	0	2	1	4	1	0	0	1	7	5	0	1	1	0	0	0	0	0	0	1	1	1	3	1	55

1 / 3 Note: This report includes all violations, not just the Most Serious Violation.

The crime classes are taken from the UCR so the results are contingent on the UCR reports have been completed for the time period specified.

Show Non Reportable Incidents: No

Show Unfounded Incidents: No

Show Unverified Incidents: No

Community Crime Report Regina Police Service

Date Run: 2013/11/08 03:16:32

From: 2013/09/01

To: 2013/09/30

Crime Classes	Al Ritchie	Albert Park	Argyle Park	Boothill	Cathedral	Centre Square	Core Group	Coronation Park	Dewdney East	Dieppe	Eastview	Gardiner Park	Gladmer Park	Hillsdale	Lakeview	Market Square	McNab	Mount Royal	Normanview	Normanview West	North Central	North East	Prairie View	Regent Park	Rosemont	Ross Industrial	Rural	Sherwood Estates	Twin Lakes	University Park	Unverified Address	Uplands	Walsh Acres	Warehouse District	Wascana Park	Whitmore Park	Total
Other Federal Statute Violations	1	0	1	0	0	0	3	1	0	0	0	0	0	0	0	1	0	0	0	0	1	0	1	0	0	1	0	0	0	0	1	0	0	0	0	0	11
Other Theft Over	0	0	1	0	0	0	0	0	1	0	0	0	0	0	0	0	0	1	0	0	0	0	0	0	0	1	0	0	0	1	0	0	0	0	0	0	5
Other Theft Under	5	8	0	0	10	4	13	9	13	0	2	7	5	6	6	12	0	1	2	1	30	11	1	1	1	2	0	1	3	1	5	1	6	4	5	0	176
Other Criminal Code (A)	3	1	8	0	3	1	52	7	8	0	3	3	1	2	2	294	1	4	0	0	52	6	1	0	5	2	0	1	1	0	0	2	1	5	1	0	470
Other Criminal Code (B)	1	0	0	0	1	1	1	0	0	0	1	0	0	0	1	1	0	0	0	0	3	3	0	0	0	0	0	0	0	0	0	0	1	1	0	0	15
Property Damage	15	7	2	6	10	3	30	6	20	1	7	7	2	9	8	19	1	1	0	0	55	9	3	2	4	5	0	1	7	1	14	1	2	2	6	1	267
Prostitution	0	0	0	0	0	0	1	0	0	0	0	0	0	0	0	0	0	0	0	0	6	0	0	0	0	0	0	0	0	0	0	0	0	0	0	0	7
Provincial Statutes	3	8	2	1	6	4	46	3	1	1	0	2	5	3	2	129	0	0	0	2	26	2	0	0	1	1	0	0	1	1	2	0	3	1	2	0	258
Sexual Assault	0	0	0	0	0	0	1	0	0	0	1	0	0	0	0	1	0	0	0	0	3	0	0	0	0	0	0	0	0	0	0	0	0	1	0	0	7
Shoplift Under	0	6	2	0	2	2	0	4	1	0	0	14	3	1	0	8	0	0	0	0	5	4	0	0	0	0	0	0	1	0	0	0	3	13	0	0	69
Special Inq (8510-8665)	25	10	11	3	19	7	39	15	39	4	3	13	1	18	9	14	3	3	10	2	101	25	4	8	14	3	0	6	7	2	133	6	9	6	2	3	577
Special Inq (8670-8814)	18	22	7	1	42	7	35	30	30	3	15	17	3	15	23	38	7	8	6	11	85	20	4	2	15	23	0	2	12	8	17	6	26	26	19	7	610
Theft From Auto Over	0	0	0	0	0	0	0	0	0	0	0	0	0	0	0	0	0	0	0	0	1	0	0	0	0	0	0	0	0	0	0	0	0	0	0	0	1
Theft From Auto Under	14	10	3	2	10	4	13	1	9	0	4	4	0	4	5	16	1	2	1	2	30	6	2	1	0	0	1	0	3	4	14	0	12	7	2	3	190
Theft of Motor Vehicle VA, VT	4	2	0	1	2	1	3	1	5	0	1	6	0	0	4	0	0	0	1	0	13	5	1	0	0	2	0	0	0	2	0	0	3	4	0	0	61

2 / 3 Note: This report includes all violations, not just the Most Serious Violation.

The crime classes are taken from the UCR so the results are contingent on the UCR reports have been completed for the time period specified.

Show Non Reportable Incidents: No

Show Unfounded Incidents: No

Show Unverified Incidents: No

Community Crime Report Regina Police Service

Date Run: 2013/11/08 03:16:32

From: 2013/09/01

To: 2013/09/30

Crime Classes	Al Ritchie	Albert Park	Argyle Park	Boothill	Cathedral	Centre Square	Core Group	Coronation Park	Dewdney East	Dieppe	Eastview	Gardiner Park	Gladmer Park	Hillsdale	Lakeview	Market Square	McNab	Mount Royal	Normanview	Normanview West	North Central	North East	Prairie View	Regent Park	Rosemont	Ross Industrial	Rural	Sherwood Estates	Twin Lakes	University Park	Unverified Address	Uplands	Walsh Acres	Warehouse District	Wascana Park	Whitmore Park	Total
Theft of Other Vehicle VM, VO	1	0	0	0	0	0	0	0	1	0	0	0	0	0	0	0	0	0	0	0	0	0	0	0	0	0	0	0	0	0	0	0	0	0	0	2	
Violation Causing Death	0	0	0	0	0	0	0	0	0	0	1	0	0	0	0	0	0	0	0	0	0	0	0	0	0	0	0	0	0	0	0	0	0	0	0	1	
Violence/Threat	2	2	1	1	1	0	6	2	1	0	0	0	0	0	1	7	0	0	0	0	15	0	0	1	1	0	0	1	0	0	0	0	0	0	0	0	42
Total	121	99	51	18	130	50	298	113	166	12	65	96	26	71	85	569	18	23	26	25	574	122	28	22	60	55	2	18	48	24	220	24	82	89	46	17	3493

Community Crime Report Regina Police Service

Date Run: 2013/11/08 03:13:35

From: 2013/01/01

To: 2013/09/30

Crime Classes	Al Ritchie	Albert Park	Argyle Park	Boothill	Cathedral	Centre Square	Core Group	Coronation Park	Dewdney East	Dieppe	Eastview	Gardiner Park	Gladner Park	Hillisdale	Lakeview	Market Square	McNab	Mount Royal	Normanview	Normanview West	North Central	North East	Prairie View	Regent Park	Rosemont	Ross Industrial	Rural	Sherwood Estates	Twin Lakes	University Park	Unverified Address	Uplands	Walsh Acres	Warehouse District	Mascana Park	Whitmore Park	Total
Arson	1	2	1	1	3	1	3	2	6	0	2	3	0	2	1	2	0	4	0	1	30	1	0	0	3	0	0	1	1	2	0	0	0	0	1	0	74
Assault	82	38	12	10	41	26	126	65	78	5	32	18	11	24	13	36	4	9	18	13	412	64	6	12	42	7	0	11	7	8	48	16	16	30	8	3	1351
Attempt Murder	0	0	0	0	1	0	2	1	0	0	0	0	0	0	0	0	0	0	0	0	4	0	0	0	0	0	0	0	0	0	0	0	0	0	0	0	8
B&E (Business)	1	1	1	0	5	2	4	4	6	0	24	8	0	1	2	0	0	0	0	1	12	11	0	0	1	20	0	0	1	0	1	0	0	13	0	0	119
B&E (Garage)	28	8	1	12	27	2	10	12	9	6	26	4	2	5	46	0	2	4	4	5	57	13	5	6	14	0	0	2	1	0	0	4	8	0	0	3	326
B&E (Other)	4	6	6	0	0	4	5	0	2	0	18	1	1	2	1	5	1	0	0	0	12	1	3	0	3	18	0	0	2	1	0	1	3	6	0	0	106
B&E (Residence)	25	26	6	4	22	10	30	17	22	4	24	27	4	8	15	0	1	7	3	5	114	24	38	10	17	4	0	6	17	14	4	10	15	0	0	3	536
B&E Motor Vehicle Firearms	0	0	0	0	0	0	0	0	0	0	0	0	0	0	0	0	0	0	0	0	1	0	0	0	1	0	0	0	0	0	0	0	0	0	0	0	2
Controlled Drugs	25	11	15	3	46	6	47	17	28	6	10	12	6	8	12	36	11	3	9	14	114	28	4	8	25	4	0	1	5	6	8	2	17	22	7	6	582
Crimes Against Property(2150 -2166)	31	55	12	5	27	12	66	21	42	4	11	35	2	20	21	27	4	9	11	8	105	43	9	5	18	14	0	15	14	20	51	10	23	26	8	7	791
Dangerous Operation	4	6	2	2	3	0	5	3	6	0	9	2	1	2	6	3	3	1	1	3	24	9	2	7	4	3	1	1	3	2	1	1	0	2	4	0	126
Deprivation of Freedom	1	0	0	0	0	0	0	2	2	0	0	0	0	1	0	0	0	0	0	0	3	1	0	0	2	1	0	0	0	0	0	0	0	0	0	0	13
HWY Traffic Violation	81	234	79	9	126	61	169	107	133	14	68	237	36	77	77	131	14	11	25	56	452	141	18	24	47	103	6	21	45	25	419	13	79	114	70	16	3338
Impaired Operation	36	16	7	5	32	6	40	34	42	1	20	17	2	7	12	38	10	5	5	4	109	29	4	8	15	26	1	10	14	11	2	7	11	42	15	2	645
Municipal ByLaws	6	4	2	0	7	4	6	4	5	1	1	1	1	2	4	4	3	1	0	1	10	4	1	1	3	0	0	1	3	0	2	1	1	2	2	2	90
Offensive Weapons	8	7	1	2	9	2	6	6	6	1	6	7	1	5	1	6	5	1	0	1	77	8	2	6	4	1	0	0	0	0	0	4	2	2	2	0	189

1 / 3 Note: This report includes all violations, not just the Most Serious Violation.

The crime classes are taken from the UCR so the results are contingent on the UCR reports have been completed for the time period specified.

Show Non Reportable Incidents: No

Show Unfounded Incidents: No

Show Unverified Incidents: No

Community Crime Report Regina Police Service

Date Run: 2013/11/08 03:13:35

From: 2013/01/01

To: 2013/09/30

Crime Classes	Al Ritchie	Albert Park	Argyle Park	Boothill	Cathedral	Centre Square	Core Group	Coronation Park	Dewdney East	Dieppe	Eastview	Gardiner Park	Gladmer Park	Hillsdale	Lakeview	Market Square	McNab	Mount Royal	Normanview	Normanview West	North Central	North East	Prairie View	Regent Park	Rosemont	Ross Industrial	Rural	Sherwood Estates	Twin Lakes	University Park	Unverified Address	Uplands	Walsh Acres	Warehouse District	Wascana Park	Whitmore Park	Total	
Other Crminal Code Traffic	22	20	8	2	37	18	44	28	33	3	14	9	3	9	8	22	3	5	5	8	76	27	2	5	10	12	0	2	7	5	10	7	5	12	6	1	488	
Other Federal Statute Violations	5	4	3	0	8	6	146	7	13	0	5	4	5	10	4	18	4	1	1	0	66	7	1	1	4	1	0	3	2	1	2	1	7	1	1	0	342	
Other Theft Over	0	2	1	0	0	1	1	0	3	1	6	2	2	0	2	1	0	1	0	0	2	2	0	0	0	5	0	0	1	0	1	0	0	0	1	0	35	
Other Theft Under	46	71	23	3	75	29	90	56	116	11	29	64	17	39	38	72	4	8	12	23	228	55	10	10	27	17	0	11	29	12	74	8	38	32	24	5	1406	
OtherCrimina ICode (A)	64	48	32	8	63	47	466	78	64	4	30	32	9	30	17	1996	15	18	24	11	532	89	3	16	54	6	2	10	12	8	13	14	32	30	18	8	3903	
OtherCrimina ICode (B)	7	5	2	1	12	3	12	3	8	1	3	2	3	4	2	28	3	1	1	2	33	12	7	5	6	2	0	0	2	1	5	1	1	5	1	3	187	
Property Damage	94	66	37	14	74	37	146	68	123	7	33	61	15	51	38	78	20	21	14	19	422	102	22	30	44	22	2	18	45	15	75	17	58	31	62	15	1996	
Prostitution	0	0	0	0	2	1	8	5	1	0	0	0	0	0	0	1	0	0	0	0	80	1	0	0	0	0	0	0	0	0	1	0	0	4	0	0	104	
Provincial Statutes	76	88	13	5	88	75	590	56	74	7	25	45	42	37	47	1434	5	8	7	10	396	55	10	15	26	12	3	11	21	8	30	4	19	41	43	3	3429	
Sexual Assault	6	6	0	2	5	2	12	10	7	0	2	3	3	0	2	3	0	1	0	0	21	3	0	3	1	1	0	0	0	2	13	3	0	2	2	1	116	
Shoplift Under	4	62	38	0	31	18	5	34	17	0	0	185	13	10	0	85	0	0	0	8	22	50	0	0	6	2	0	0	4	0	0	0	0	74	54	0	0	722
Special Inq (8510-8665)	349	257	130	37	265	131	989	315	498	53	134	176	73	191	155	270	66	81	141	63	1649	355	95	85	221	51	7	103	109	62	1245	108	162	82	91	57	8856	
Special Inq (8670-8814)	253	280	104	49	364	103	426	273	379	41	209	167	44	115	187	315	84	39	60	87	974	274	31	61	145	284	17	68	78	101	167	46	166	330	125	57	6503	
Str Racing Offences	0	0	0	0	0	0	0	0	0	0	0	0	0	0	0	0	0	0	0	0	0	0	0	0	0	0	0	0	0	0	0	0	0	1	1	0	2	
Theft From Auto Over	0	0	0	0	1	0	1	0	0	0	0	2	0	2	0	0	0	0	0	0	1	0	0	0	0	0	0	0	0	0	1	0	0	0	0	0	0	8
Theft From Auto Under	58	71	24	24	73	18	60	42	78	4	32	73	7	34	69	69	7	14	21	19	173	55	45	21	51	27	2	27	37	56	80	16	72	40	14	18	1531	

2 / 3 Note: This report includes all violations, not just the Most Serious Violation.

The crime classes are taken from the UCR so the results are contingent on the UCR reports have been completed for the time period specified.

Show Non Reportable Incidents: No

Show Unfounded Incidents: No

Show Unverified Incidents: No

Community Crime Report Regina Police Service

Date Run: 2013/11/08 03:13:35

From: 2013/01/01

To: 2013/09/30

Crime Classes	Al Ritchie	Albert Park	Argyle Park	Boothill	Cathedral	Centre Square	Core Group	Coronation Park	Dewdney East	Dieppe	Eastview	Gardiner Park	Gladmer Park	Hillisdale	Lakeview	Market Square	McNab	Mount Royal	Normanview	Normanview West	North Central	North East	Prairie View	Regent Park	Rosemont	Ross Industrial	Rural	Sherwood Estates	Twin Lakes	University Park	Unverified Address	Uplands	Walsh Acres	Warehouse District	Wascana Park	Whitmore Park	Total
Theft of Motor Vehicle VA, VT	41	18	7	2	24	7	37	21	26	2	35	28	4	9	16	4	1	11	12	4	107	40	10	5	16	19	0	7	5	19	18	8	28	16	1	4	612
Theft of Other Vehicle VM, VO	2	1	1	0	0	0	0	0	1	0	2	1	0	0	1	0	0	0	0	0	2	0	1	0	0	1	0	2	0	3	0	6	2	0	0	0	26
Violation Causing Death	0	0	0	0	1	1	1	1	0	0	1	0	0	0	0	0	0	0	0	0	2	0	0	0	0	0	0	0	0	0	0	0	0	0	0	0	7
Violence/Threat	20	20	6	4	18	8	26	18	32	3	10	7	2	5	6	26	2	1	2	1	105	18	5	4	9	2	0	8	7	0	10	7	12	5	3	6	418
Total	1380	1433	574	204	1490	641	3579	1310	1860	179	821	1233	309	710	803	4710	272	265	376	367	6427	1522	334	348	819	665	41	339	472	382	2281	315	851	945	510	220	38987

November 26, 2013

To: Members,
Board of Police Commissioners

Re: Monthly Crime Statistics – October 2013

RECOMMENDATION

Receive and file.

CONCLUSION

The crime statistics for the month of October 2013 reflect a decrease in Crimes Against the Person of (-10.6%) compared to October 2012, while Crimes Against Property show a (-6.9%) decrease compared to October 2012. Crimes Against the Person and Crimes Against Property show a combined year-to-date reduction of (-7.7%).

BACKGROUND

Each month, reports providing statistics for the City of Regina are presented to the Board for their review and information. This report will provide statistics for the month of October 2013. The Communications Centre statistics are included showing the total calls for service.

DISCUSSION

Crimes Against Property reflect a decrease of (-639) reported incidents over 2012, for an overall year-to-date decrease of (-6.9%). We have seen a decrease of (-253) reported incidents of Theft Under \$5000 for a (-6.3%) decrease. There are (-162) fewer reported incidents of Mischief / Wilful Damage for a (-7.1%) decrease.

Thefts of Auto rates have decreased by (-176) incidents for an overall decrease of (-20.0%) in our year-to-date statistics. The Regina Police Service in conjunction with its partners in the Stolen Auto Strategy continues to pay constant attention to this issue.

Crimes Against the Person reflect a year-to-date decrease of (-258) fewer incidents over October 2013 for an (-10.6%) decrease. There were 19 reported Robberies in October for a year-to-date decrease of (-27) incidents or a decrease of (-11.4%).

Overall the Regina Police Service has received (-897) fewer reported incidents of Crimes Against the Person and Crimes Against Property combined in 2013 over 2012 incidents for a (-7.7%) decrease.

Dispatched Calls for Service and Alarm Calls for Service are unavailable for the month of October and will be included in the November Crime Stats Report.

RECOMMENDATION IMPLICATIONS

Financial Implications

None with respect to this report.

Environmental Implications

None with respect to this report.

Strategic Implications

None with respect to this report.

Other Implications

None with respect to this report.

COMMUNICATIONS

None with respect to this report.

Respectfully submitted,

A handwritten signature in black ink, appearing to read "Troy Hagen", with a stylized flourish at the end.

Troy Hagen,
Chief of Police



Regina Police Service

Monthly Statistical Extract

Prepared Nov
18th

October 2013

Offence	2013 Oct	2012 Oct	YTD 2013	YTD 2012	% Change
Total Crimes Against the Person ¹	198	230	2180	2438	-10.6
Homicide	1	1	8	5	60.0
Attempt Murder	0	1	9	8	12.5
Sexual Assaults	11	12	113	105	7.6
Sexual Crime - Other	2	2	16	15	6.7
Assaults - Level I	93	122	986	1160	-15.0
- Level II	36	37	474	528	-10.2
- Level III	4	4	52	49	6.1
- Other Assaults	4	4	53	49	8.2
Robbery	19	22	209	236	-11.4
Kidnapping / Forcible Confinement	1	0	8	8	0.0
Criminal Harassment / Stalking	4	3	17	19	-10.5
Total Above Person Violations	175	208	1945	2182	-10.9

Total Crimes Against Property ¹	877	816	8611	9250	-6.9
Arson	11	8	85	58	46.6
Total Break and Enter	112	106	1185	1256	-5.7
- Residence	52	59	571	600	-4.8
- Business	16	13	151	178	-15.2
- Other	44	34	463	478	-3.1
Theft of Motor Vehicle	63	54	593	700	-15.3
Attempt Theft of Motor Vehicle	9	19	113	182	-37.9
Theft Over \$5,000	9	8	51	72	-29.2
Theft Under \$5,000	363	346	3733	3986	-6.3
Mischief / Wilful Damage	254	208	2119	2281	-7.1
Total Above Property Violations	812	730	7766	8353	-7.0

Total Crimes (Person and Property)	1075	1046	10791	11688	-7.7
---	-------------	-------------	--------------	--------------	-------------

Other Criminal Code Violations					
Criminal Prostitution	15	8	119	108	10.2
Vehicles Seized / Prostitution Related	4	3	17	10	70.0
Controlled Drug & Substances Act	41	51	632	491	28.7
Criminal Code Traffic ²					
Impaired / Exceed	60	56	586	460	27.4
Dangerous Drive & Other	165	404	4024	3773	6.7
Traffic Tickets Issued	2524	2734	27554	28795	-4.3

Calls for Service (Comm Centre)					
Alarm Calls for Service					
Other Calls for Service (Reports taken-no dispatch)	2171	2001	21975	20616	6.6
Total Calls for Service					

Note 1: Total includes categories not listed below and counts all the victims of violent violations rather than occurrences

Note 2: Excluded "Inspection Tickets" and "24 Hour, 30Day and 90 Day Suspensions"

** Calls For Service are the total number of CAD events generated for police response. CFS totals include CAD events with type code 900 to 963 whether they are dispatched or not.

** Alarms are all CAD events created for police response to alarms defined by the Regina False Alarm Bylaw. Alarm totals are included in Calls for Service totals.



Regina Police Service

October , 2013

Appendix 2
Traffic

	2013 Oct	2012 Oct	2013 YTD	2012 YTD	YTD % Change
Tickets Issued					
Traffic Offence Tickets	2524	2734	27554	28795	-4.3
Non-traffic Offence Tickets*	114	168	1506	1309	15.0
Total Tickets	2638	2902	29060	30104	-3.5

Cell Phone Charges and Warnings					
Cell Phone Charges (241.1)	47	30	565	504	12.1
Warning Tickets (for use of cell phone)	0	1	2	9	-77.8

Total Warning Tickets	90	50	1955	1173	66.7
------------------------------	----	----	------	------	------

	2013 Oct	2012 Oct	2013 YTD	2012 YTD	YTD % Change
RID Program					
Total RID Phone Calls Received					
RID interception occurrence					
RID Other immediate Contact**					
RID Letters					
Percentage of calls with Interventions					

<i>RID dispatches(with/without intercept)</i>

RID Interception Outcomes***
RID Impaired Occurrences
RID Other Occurrences
RID Impaired Charges
RID Other Charges
RID 24 hr, 30 day suspensions
RID Total Charges and Sanctions

*Non-traffic tickets incl. tickets under the Alcohol and Gaming Regulations Act and Municipal Bylaw excluding Municipal Bylaw speeding

**Other contact means the officer has spoken to the driver or owner and the call is unfounded or no related occurrence

***Occurrences are generally an event occurring at the same place and time. Multiple charges can result from a single occurrence



Regina Police Service

October 2013

Appendix 1

Prepared Nov 18, 2013

Offence	Reported	Unfounded	Actual	YTD 2013	YTD 2012	% Change
Robbery	0	0	0	35	37	-5.4
Robbery - Pursesnatching	0	0	0	8	6	33.3
Robbery - Commercial	2	0	2	38	33	15.2
Robbery - Financial Institution	1	0	1	2	0	100.0
Robbery - Delivery Person	0	0	0	0	2	-100.0
Robbery - Taxi	1	0	1	7	6	16.7
Robbery - Street	15	0	15	129	166	-22.3
Total Above Violations	19	0	19	219	250	-12.4

Community Crime Report Regina Police Service

Date Run: 2013/11/18 05:24:08

From: 2013/10/01

To: 2013/10/31

Crime Classes	Al Ritchie	Albert Park	Argyle Park	Boothill	Cathedral	Centre Square	Core Group	Coronation Park	Dewdney East	Dieppe	Eastview	Gardiner Park	Gladmer Park	Hillsdale	Lakeview	Market Square	McNab	Mount Royal	Normanview	Normanview West	North Central	North East	Prairie View	Regent Park	Rosemont	Ross Industrial	Rural	Sherwood Estates	Twin Lakes	University Park	Unverified Address	Uplands	Walsh Acres	Warehouse District	Wascana Park	Whitmore Park	Total	
Arson	0	1	0	0	2	0	0	0	1	0	0	0	0	0	0	0	0	0	0	0	5	1	0	0	1	0	0	0	0	0	0	0	0	0	0	0	11	
Assault	5	1	4	2	5	1	17	2	8	1	1	1	2	3	5	2	2	1	0	0	36	6	0	1	6	1	0	4	3	0	6	1	0	3	1	0	131	
B&E (Business)	0	0	0	0	1	0	1	1	0	0	1	2	0	0	0	1	0	0	0	0	2	0	0	0	0	7	0	0	0	0	0	0	0	0	0	0	16	
B&E (Garage)	1	0	0	4	2	1	1	1	3	4	0	1	0	0	1	0	0	0	0	0	4	2	0	2	2	0	0	1	0	0	0	0	0	3	0	0	0	33
B&E (Other)	0	1	0	0	0	0	1	0	1	0	1	1	0	0	0	2	0	0	0	0	3	0	0	0	0	1	0	0	0	0	0	0	0	0	0	0	11	
B&E (Residence)	2	2	1	0	0	0	4	1	3	0	0	3	1	0	6	0	0	0	0	0	13	5	2	1	3	0	0	0	3	1	0	1	1	0	0	0	53	
Controlled Drugs	0	7	0	0	2	0	8	1	0	0	2	0	0	3	0	1	0	0	0	1	9	3	0	0	0	0	0	0	0	0	0	0	3	1	0	0	41	
Crimes Against Property(2150 -2166)	1	3	1	0	5	2	3	0	1	0	2	1	2	0	4	6	0	0	0	0	12	3	2	1	1	2	0	0	1	2	3	1	1	5	2	0	67	
Dangerous Operation	0	0	1	0	1	0	0	3	0	0	0	0	0	0	1	0	0	0	0	0	6	0	0	0	0	1	0	0	0	0	1	0	0	2	0	0	16	
Deprivation of Freedom	0	0	0	0	0	0	0	0	0	0	0	0	0	0	0	0	0	0	0	0	1	1	0	0	0	0	0	0	0	0	0	0	0	0	0	0	2	
HWY Traffic Violation	3	1	1	0	6	1	6	5	10	2	0	5	1	3	4	5	1	1	2	0	33	5	0	0	2	2	0	0	0	1	3	0	3	2	3	0	111	
Impaired Operation	3	0	0	0	5	0	4	4	6	0	1	1	0	1	3	4	3	1	0	0	21	4	1	0	4	3	0	1	0	0	4	0	2	4	0	0	80	
Municipal ByLaws	0	0	0	0	0	0	0	0	1	0	0	1	0	1	0	0	0	0	0	0	0	0	0	0	0	0	0	0	0	0	0	0	0	0	0	0	3	
Offensive Weapons	0	0	0	0	0	1	0	0	0	0	1	0	0	0	0	0	1	0	0	0	2	1	0	0	0	0	0	0	0	0	0	0	0	1	0	0	7	
Other Criminal Code Traffic	2	3	0	0	4	1	7	3	5	1	0	1	1	0	0	2	2	0	1	1	7	1	1	0	1	0	0	0	0	0	2	0	1	2	0	0	49	

1 / 3 Note: This report includes all violations, not just the Most Serious Violation.

The crime classes are taken from the UCR so the results are contingent on the UCR reports have been completed for the time period specified.

Show Non Reportable Incidents: No

Show Unfounded Incidents: No

Show Unverified Incidents: No

Community Crime Report Regina Police Service

Date Run: 2013/11/18 05:24:08

From: 2013/10/01

To: 2013/10/31

Crime Classes	Al Ritchie	Albert Park	Argyle Park	Boothill	Cathedral	Centre Square	Core Group	Coronation Park	Dewdney East	Dieppe	Eastview	Gardiner Park	Gladmer Park	Hillsdale	Lakeview	Market Square	McNab	Mount Royal	Normanview	Normanview West	North Central	North East	Prairie View	Regent Park	Rosemont	Ross Industrial	Rural	Sherwood Estates	Twin Lakes	University Park	Unverified Address	Uplands	Walsh Acres	Warehouse District	Wascana Park	Whitmore Park	Total
Other Federal Statute Violations	0	0	0	0	1	0	0	0	0	0	0	1	0	0	1	1	0	0	0	0	3	1	0	0	0	0	0	0	1	0	0	0	1	1	1	0	12
Other Theft Over	0	1	0	0	1	1	0	0	0	0	1	0	0	0	1	1	0	0	0	0	0	0	0	0	0	0	0	0	0	1	0	0	1	0	0	0	8
Other Theft Under	3	11	1	0	4	3	6	2	10	1	2	5	2	5	5	8	1	0	2	0	14	6	2	0	2	3	0	0	1	1	6	0	1	4	0	0	111
OtherCrimina ICode (A)	0	3	2	0	3	2	15	1	4	0	3	3	6	1	5	185	0	3	1	0	21	2	1	0	2	1	0	0	1	0	0	0	1	4	0	0	270
OtherCrimina ICode (B)	0	0	0	0	1	0	2	0	1	0	1	1	0	1	0	0	0	0	0	0	3	0	0	0	0	0	0	0	0	0	0	0	0	0	0	0	10
Property Damage	15	10	1	0	27	6	19	3	21	1	6	5	0	12	21	7	2	2	1	1	45	20	3	2	5	2	0	1	2	0	7	1	5	5	9	0	267
Prostitution	1	0	0	0	1	0	0	1	0	0	0	0	0	0	0	0	0	0	0	0	12	0	0	0	0	0	0	0	0	0	0	0	0	0	0	0	15
Provincial Statutes	3	2	0	0	2	0	27	1	1	0	3	4	0	1	2	120	1	0	1	0	17	2	0	1	1	1	0	0	0	2	0	2	3	2	0	199	
Sexual Assault	0	0	0	0	0	1	3	1	1	1	0	0	0	0	0	0	0	0	0	0	3	0	0	0	0	0	0	0	0	3	1	0	0	0	0	14	
Shoplift Under	0	5	4	0	2	3	1	4	1	0	0	19	8	3	1	6	0	0	0	0	2	3	0	0	0	0	0	0	3	0	0	0	4	15	0	0	84
Special Inq (8510-8665)	10	4	3	4	5	3	22	10	3	2	5	5	2	7	4	4	0	3	2	2	23	12	1	1	6	1	0	1	2	4	99	2	1	3	2	1	259
Special Inq (8670-8814)	17	18	5	1	45	14	29	32	36	7	13	18	2	10	15	25	10	3	3	4	89	16	3	2	12	23	1	5	6	5	15	0	19	19	12	4	538
Theft From Auto Over	0	0	0	0	1	0	0	0	0	0	0	0	0	0	0	0	0	0	0	0	1	0	0	0	0	0	0	0	0	0	0	0	0	0	0	0	2
Theft From Auto Under	18	10	1	3	9	3	6	13	12	2	1	6	0	3	13	13	0	0	1	4	23	2	3	2	4	0	0	0	2	9	9	2	7	3	2	3	189
Theft of Motor Vehicle VA, VT	5	1	2	1	5	2	9	5	1	1	2	5	0	1	0	2	0	0	0	0	8	4	2	0	2	1	0	0	2	1	0	0	3	1	0	2	68

2 / 3 Note: This report includes all violations, not just the Most Serious Violation.

The crime classes are taken from the UCR so the results are contingent on the UCR reports have been completed for the time period specified.

Show Non Reportable Incidents: No

Show Unfounded Incidents: No

Show Unverified Incidents: No

Community Crime Report Regina Police Service

Date Run: 2013/11/18 05:24:08

From: 2013/10/01

To: 2013/10/31

Crime Classes	Al Ritchie	Albert Park	Argyle Park	Boothill	Cathedral	Centre Square	Core Group	Coronation Park	Dewdney East	Dieppe	Eastview	Gardiner Park	Gladmer Park	Hillsdale	Lakeview	Market Square	McNab	Mount Royal	Normanview	Normanview West	North Central	North East	Prairie View	Regent Park	Rosemont	Ross Industrial	Rural	Sherwood Estates	Twin Lakes	University Park	Unverified Address	Uplands	Walsh Acres	Warehouse District	Wascana Park	Whitmore Park	Total
Theft of Other Vehicle VM, VO	0	0	0	0	0	0	0	0	0	0	0	0	0	0	0	0	0	0	0	0	1	0	0	0	0	3	0	0	0	0	0	0	0	0	0	0	4
Violation Causing Death	0	0	0	0	0	0	0	0	0	0	0	0	0	0	0	0	0	0	0	0	1	0	0	0	0	0	0	0	0	0	0	0	0	0	0	0	1
Violence/Threat	2	1	1	0	0	2	6	0	5	0	3	0	0	1	3	1	1	0	1	0	10	2	0	1	0	0	0	1	0	0	2	1	1	0	0	0	45
Total	91	85	28	15	140	47	197	94	135	23	49	89	27	56	95	396	24	14	15	13	429	103	21	14	54	52	1	14	27	25	162	10	60	78	34	10	2727

Community Crime Report Regina Police Service

Date Run: 2013/11/18 05:20:58

From: 2013/01/01

To: 2013/10/31

Crime Classes	Al Ritchie	Albert Park	Argyle Park	Boothill	Cathedral	Centre Square	Core Group	Coronation Park	Dewdney East	Dieppe	Eastview	Gardiner Park	Gladner Park	Hillsdale	Lakeview	Market Square	McNab	Mount Royal	Normanview	Normanview West	North Central	North East	Prairie View	Regent Park	Rosemont	Ross Industrial	Rural	Sherwood Estates	Twin Lakes	University Park	Unverified Address	Uplands	Walsh Acres	Warehouse District	Wascana Park	Whitmore Park	Total
Arson	1	3	1	1	5	1	3	2	7	0	2	3	0	2	1	2	0	4	0	1	36	2	0	0	4	0	0	1	1	2	0	0	0	0	1	0	86
Assault	86	40	16	12	46	28	143	67	86	6	33	19	14	27	18	38	6	10	18	13	448	70	6	13	48	8	0	15	10	8	54	17	16	33	9	3	1484
Attempt Murder	0	0	0	0	1	0	2	1	0	0	0	0	0	0	0	0	0	0	0	0	4	0	0	0	0	0	0	0	0	0	0	0	0	0	0	0	8
B&E (Business)	1	1	1	0	6	3	5	5	6	0	25	10	0	1	2	2	0	0	0	1	14	11	0	0	1	27	0	0	1	0	1	0	0	13	0	0	137
B&E (Garage)	29	8	1	16	30	3	11	13	12	11	26	5	2	5	47	0	3	4	4	5	62	15	6	8	16	0	0	3	1	0	0	4	11	0	0	3	364
B&E (Other)	4	7	6	0	0	4	6	0	3	0	19	2	2	2	1	7	1	0	0	0	15	1	3	0	3	20	0	0	2	1	0	1	3	6	0	0	119
B&E (Residence)	27	28	7	4	23	10	34	18	25	3	24	30	5	8	20	0	1	7	3	5	131	29	40	11	20	4	0	6	20	16	3	11	16	0	0	3	592
B&E Motor Vehicle Firearms	0	0	0	0	0	0	0	0	0	0	0	0	0	0	0	0	0	0	0	0	1	0	0	0	1	0	0	0	0	0	0	0	0	0	0	0	2
Controlled Drugs	26	18	15	3	48	6	55	18	29	6	11	12	6	11	12	38	11	3	9	15	124	34	4	11	25	4	0	1	5	6	8	2	20	23	7	6	632
Crimes Against Property(2150 -2166)	32	57	13	5	32	14	70	21	43	4	13	36	4	20	25	33	4	9	11	8	118	46	11	6	19	16	0	15	15	22	54	11	24	31	10	7	859
Dangerous Operation	4	6	3	2	4	0	5	6	6	0	9	2	1	2	7	3	3	1	1	3	30	8	2	7	4	4	1	1	3	2	3	1	0	4	4	0	142
Deprivation of Freedom	1	0	0	0	0	0	0	2	3	0	0	0	0	1	0	0	0	0	0	0	5	2	0	0	2	1	0	0	0	0	0	0	0	0	0	0	17
HWY Traffic Violation	87	239	79	9	132	63	176	113	150	16	69	247	38	83	81	138	15	12	27	58	488	148	18	24	49	105	6	21	46	26	430	13	84	117	75	18	3500
Impaired Operation	39	16	7	5	37	6	44	38	48	1	21	18	2	8	15	42	13	6	5	4	130	33	5	8	19	29	1	11	14	11	6	7	13	46	15	2	725
Municipal ByLaws	6	4	2	0	6	4	6	4	6	1	1	2	2	3	4	4	3	1	0	1	10	4	2	1	3	0	0	1	3	0	2	1	2	2	3	2	96
Offensive Weapons	8	7	1	2	9	3	7	8	6	1	7	7	1	5	1	6	6	1	0	1	80	9	2	9	4	1	0	0	0	0	0	4	2	3	2	0	203

1 / 3 Note: This report includes all violations, not just the Most Serious Violation.

The crime classes are taken from the UCR so the results are contingent on the UCR reports have been completed for the time period specified.

Show Non Reportable Incidents: No

Show Unfounded Incidents: No

Show Unverified Incidents: No

Community Crime Report Regina Police Service

Date Run: 2013/11/18 05:20:58

From: 2013/01/01

To: 2013/10/31

Crime Classes	Al Ritchie	Albert Park	Argyle Park	Boothill	Cathedral	Centre Square	Core Group	Coronation Park	Dewdney East	Dieppe	Eastview	Gardiner Park	Gladmer Park	Hillsdale	Lakeview	Market Square	McNab	Mount Royal	Normanview	Normanview West	North Central	North East	Prairie View	Regent Park	Rosemont	Ross Industrial	Rural	Sherwood Estates	Twin Lakes	University Park	Unverified Address	Uplands	Walsh Acres	Warehouse District	Wascana Park	Whitmore Park	Total
Other Crminal Code Traffic	24	23	8	2	41	19	51	32	37	4	14	10	4	9	8	24	5	5	6	9	83	28	3	5	11	12	0	2	7	5	12	7	6	14	6	1	537
Other Federal Statute Violations	5	4	3	0	9	6	156	8	13	0	5	5	5	10	5	19	4	1	1	0	70	8	1	1	4	1	0	3	3	1	2	1	8	3	2	0	367
Other Theft Over	0	3	1	0	1	2	1	0	3	1	7	2	2	0	3	2	0	1	0	0	2	2	0	0	0	5	0	0	1	1	1	0	1	0	1	0	43
Other Theft Under	49	82	24	3	79	32	95	57	126	12	31	69	20	44	43	80	5	8	14	23	242	61	12	10	29	20	0	11	30	13	81	8	39	36	24	4	1516
OtherCrimina ICode (A)	66	52	34	8	72	50	497	81	70	5	33	35	15	32	23	2197	15	21	25	11	565	90	4	19	58	7	2	10	13	8	14	14	34	37	18	9	4244
OtherCrimina ICode (B)	7	5	2	1	13	3	14	3	9	1	4	3	3	5	2	29	3	1	1	2	36	13	7	6	6	2	0	0	2	1	5	1	1	5	1	3	200
Property Damage	109	76	38	14	101	43	164	70	145	8	39	66	15	63	59	84	22	23	15	20	469	120	25	32	49	24	2	19	47	15	82	18	63	36	71	15	2261
Prostitution	1	0	0	0	3	1	8	6	1	0	0	0	0	0	0	1	0	0	0	0	92	1	0	0	0	0	0	0	0	0	1	0	0	4	0	0	119
Provincial Statutes	82	93	14	5	92	78	623	57	77	7	29	49	44	39	50	1559	6	8	8	10	431	58	10	18	27	14	3	11	21	8	32	4	22	45	45	3	3682
Sexual Assault	6	6	0	2	5	3	16	11	12	1	2	3	3	0	2	3	0	1	0	0	25	3	0	3	1	1	0	0	0	2	16	4	0	2	2	1	136
Shoplift Under	4	67	42	0	33	21	6	38	18	0	0	206	21	13	1	91	0	0	0	8	24	53	0	0	6	2	0	0	7	0	0	0	78	69	0	0	808
Special Inq (8510-8665)	372	270	135	45	280	142	1048	340	517	57	149	188	77	206	168	286	67	86	143	66	1747	386	99	87	238	53	7	106	117	69	1355	114	171	87	95	61	9434
Special Inq (8670-8814)	270	299	109	50	414	119	457	307	416	48	223	186	47	126	205	342	94	42	63	92	1068	290	36	64	157	307	18	73	84	107	184	47	185	351	140	62	7082
Str Racing Offences	0	0	0	0	0	0	0	0	0	0	0	0	0	0	0	0	0	0	0	0	0	0	0	0	0	0	0	0	0	0	0	0	0	1	1	0	2
Theft From Auto Over	0	0	0	0	2	0	1	0	0	0	0	2	0	2	0	0	0	0	0	0	1	1	0	0	0	0	0	0	0	0	1	0	0	0	0	0	10
Theft From Auto Under	76	81	25	27	83	21	66	55	90	6	33	79	7	37	82	82	7	14	22	23	196	57	48	23	55	27	2	27	39	66	88	18	79	43	16	21	1721

2 / 3 Note: This report includes all violations, not just the Most Serious Violation.

The crime classes are taken from the UCR so the results are contingent on the UCR reports have been completed for the time period specified.

Show Non Reportable Incidents: No

Show Unfounded Incidents: No

Show Unverified Incidents: No

Community Crime Report Regina Police Service

Date Run: 2013/11/18 05:20:58

From: 2013/01/01

To: 2013/10/31

Crime Classes	Al Ritchie	Albert Park	Argyle Park	Boothill	Cathedral	Centre Square	Core Group	Coronation Park	Dewdney East	Dieppe	Eastview	Gardiner Park	Gladmer Park	Hillisdale	Lakeview	Market Square	McNab	Mount Royal	Normanview	Normanview West	North Central	North East	Prairie View	Regent Park	Rosemont	Ross Industrial	Rural	Sherwood Estates	Twin Lakes	University Park	Unverified Address	Uplands	Walsh Acres	Warehouse District	Wascana Park	Whitmore Park	Total
Theft of Motor Vehicle VA, VT	46	19	9	3	29	9	46	26	27	3	37	33	4	10	16	6	1	11	12	4	116	43	12	5	18	20	0	7	7	20	17	8	31	17	1	6	679
Theft of Other Vehicle VM, VO	2	1	1	0	0	0	0	0	1	0	2	1	0	0	0	0	0	0	0	0	3	0	1	0	0	4	0	2	0	3	0	6	2	0	0	0	29
Violation Causing Death	0	0	0	0	1	1	1	1	0	0	1	0	0	0	0	0	0	0	0	0	3	0	0	0	0	0	0	0	0	0	0	0	0	0	0	0	8
Violence/Threat	24	21	7	4	18	10	32	18	38	3	13	7	2	8	10	27	3	1	3	1	121	20	5	5	9	2	0	9	7	0	12	8	13	5	3	6	475
Total	149 4	153 6	604	223	165 5	705	384 9	142 6	203 0	205	882	133 7	346	782	911	514 5	298	281	391	384	699 0	164 6	362	376	886	720	42	355	506	413	246 4	330	924	103 3	552	236	423 19

November 26, 2013

To: Members,
Board of Police Commissioners

Re: Letters of Appreciation

RECOMMENDATION

That this report be received and filed.

CONCLUSION

Copies of letters are being filed with the Board for information purposes.

BACKGROUND

The attached copies of letters have been received from the following:

- D.M. Wilson, Regina Parking Services
- Sandra G. Mitchell
- ALS Society of Saskatchewan
- Scott Hilderman
- Jerome A. Tholl, Public Prosecutions
- Amanda, CoSA South Saskatchewan

DISCUSSION

Comments pertaining to any specific letter are welcome.

RECOMMENDATION IMPLICATIONS

Financial Implications

None with respect to this report.

Environmental Implications

None with respect to this report.

Strategic Implications

None with respect to this report.

Other Implications

None with respect to this report.

COMMUNICATIONS

Copies of letters are forwarded to:

- Member
- Supervisor
- Human Resources for personal file
- Department bulletin board

Respectfully submitted,

A handwritten signature in black ink, appearing to read "Troy Hagen", with a stylized flourish at the end.

Troy Hagen,
Chief of Police

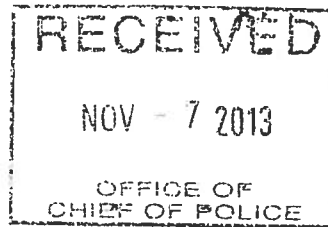
NOV 7/13

Cpl. Jody Lorence
Cst. Ben Hooker
Cst. Joshua Ethier

Regina Parking Services
2476 Victoria Ave.
Regina, SK, S4P-3C8
2013/10/04

GREAT WORK! A VERY
good response. T. HAGEN

Officers unknown
C/O Regina Police Service
1717 Osler St.
Regina, S4P-3W3



Because I don't know the names of the officers involved in this particular incident, I will include the entire organization in my note of thanks.

I am a city parking enforcement officer, and around suppertime on Tuesday the 29th of October, I and my "client" of the moment required the attendance of the police to the lower 6-block McTavish Street. We needed, and I was expecting, only one or two officers respond, the dispute not being at all desperate. In a very timely manner one policeman arrived and proceeded to gather the situation into hand. I was pleased and relieved, and was watching the discussion when a one-man canine unit rolled up, followed by two policemen in another car, and soon a 4th vehicle was on scene. I'm sorry to say that I was overwhelmed by your department's response, and towards the end of the adventure was only able to mumble a subdued "Thanks" in passing to one officer. I would have, and should have, thanked every agent who attended.

If I may, I would take the opportunity now to redress that lost opportunity by expressing my humble thanks. The situation on Tuesday was not dire, but it is comforting to know that when wit, reason and charm fail to see a "parking nazi" though a deteriorated interaction, the RPS is capable of rendering, and eager to provide, immediate assistance. Thanx, folks.

If at all possible, please pass my gratitude along to those directly involved.

Yours truly

D.M. (Don) Wilson
telephone (306) 585-0374
donwilson@accesscomm.ca

Sandra G. Mitchell, B.A., LL.B.

2727 Astor Cres
Regina, SK. S4V 2A1
Email: rbo@sktel.net
Telephone: 306-775-2702

November 1, 2013

**Chief Troy Hagen
Regina Police Service
1717 Osler Street
Regina, AK S4P 3W3**

Dear Sir:

Re: Accolades

I write to extend appreciation to two of your officers, and to congratulate you on having persons of such high caliber as members of the Regina Police Service.

Last Monday I picked up my Smart car from Mercedes- Benz having had it serviced for winter. Although it is 3 years old, it has less than 1700 km on it and I have babied it since I received it for Christmas in 2010. Six blocks later at the intersection of Broad and Dewdney I was violently rear-ended by an airhead kid from B.C.


My husband was out of town, my next-to-new car was smashed, I had serious back pain, my dog was home alone, ... needless to say I was somewhat disconcerted.

When I think back on it now I still feel fortunate that Sergeant Todd Gall and Constable Frank Kovacs responded to that call. They were proficient, professional, adept and skillful as they carried out their duties.

Having completed their investigation they drove the kid to the hotel where he was staying and gave me a ride to my home in Varsity Park. Throughout what was a harrowing experience for me, these two officers were personable, charming, and extremely kind.

Please pass on my sincere gratitude to Sergeant Gall and Constable Kovacs. They are exemplary officers and expert diplomats for the Regina Police Service.


Yours truly,


Sandra G. Mitchell

Nov 5/13
Sgt. Gall
Ct. Kovacs
Thank-you for your
excellent service!
Very Will Hagen
T. HAGEN



90 C Cavendish Street
Regina, SK
S4N 5G7



October 29, 2013

Dear Regina City Police,

Thank you for supporting Regina's Walk/Run, September 21st, 2013. We had a wonderful turn out and the weather cooperated. As you know, we met at the Wascana Rehabilitation Centre and went on our walk/run from there.

Regina's Walk/Run 2013 raised almost \$38,000 with more donations still to come. Proceeds from this event support ALS Research to find a cure (40%) and ALS Patient Care in the province of Saskatchewan (60%).

We do hope we can count on your support for next year's walk. Watch for details about the walk and please consider participating again.

We look forward to working with you in the future.

Sincerely,

ALS Society of Saskatchewan

*We were pleased
to help.
T. Angell
31/10/13*

Garner, Judy

From: Nagy, Lana
Sent: Wednesday, October 16, 2013 3:51 PM
To: Garner, Judy
Cc: Bray, Evan
Subject: Coppers for Copper

Hi Judy!

I just received a call from a man by the name of Scott Hilderman. Call display showed 306-586-4234. He wanted to let RPS know that he and his fellow employees at work had read the article in the LP regarding "Copper" the other day and they were all quite impressed! He said that most people will call about the "bad" stuff to complain but he wanted to let RPS know that the officers went above and beyond and that people in Regina appreciate it very much. I thought I would pass this information on to you and to S/Sgt. Bray!

Lana Nagy
Switchboard

Regina Police Service

Ph (306) 777-6500

Fax (306) 949-7277

lnagy@police.regina.sk.ca

1717 Osler Street, Regina, SK S4P 3W3

Dedicated to Building a Safe and Caring Community

23/10/13
This was a wonderful
gesture by our Front-line
members.
T. Habel



Ministry of
Justice


Public Prosecutions
Division

Saskatchewan

300 - 1874 Scarth Street
Regina SK. S4P 4B3
Telephone: 306-787-5490
Facsimile: 306-787-8878

October 11, 2013

Regina Police Service
Box 196
1717 Osler Street
Regina, Saskatchewan
S4P 2Z8



Via Regular Mail

Attention: Troy Hagen, Chief of Police

Dear Sir:

Re: Canadian Bar Association - Criminal Justice South Section

I am writing to you in my capacity as Chair of the Criminal Justice South section of the Canadian Bar Association. Part of our mandate is to provide continuing legal educational opportunities for prosecutors and members of the defence bar.

On October 8, 2013, our group had the pleasure of touring the cells area of the Regina Police Service and being given a demonstration of the breath analysis instrument. The tour and demonstration was arranged with the assistance of Inspector Dean Rae, Inspector Corey Zaharuk, Sergeant Blair Eckert and Neil Robertson.

The tour and demonstration was conducted by Constable Nolan Bespalko. Constable Bespalko provided a very thorough and professional presentation that was well organized and highly informative.

On behalf of the Canadian Bar Association, I wish to express our appreciation to Constable Bespalko, and the other members of the Regina Police Service, for sharing their expertise and providing our group with a very worthwhile presentation.

Yours truly,

Jerome A. Tholl
Senior Crown Prosecutor

23/10/13
St. Nolan BESPALKO,
Best job in providing
A positive experience
for the group.
T. NABER

Boivin, Marie

From: Hagen, Troy
Sent: October-22-13 7:41 AM
To: 'CoSA South Saskatchewan'
Cc: Boivin, Marie; Morin, Bob; Popowich, Elizabeth; Hagen, Troy
Subject: RE: CoSA Support

Hello Amanda,

Thank-you for your kind words and expression of appreciation. We very much value the work your agency does everyday, in conjunction with our strong and valued partnership.

Best regards,
Troy

From: CoSA South Saskatchewan [<mailto:cosasouthsk@sasktel.net>]
Sent: October-21-13 11:20 AM
To: Hagen, Troy
Subject: CoSA Support

Hello Troy,

I wanted to say thank you so much to yourself and the rest of RPS for their gracious support! I was very pleased with what Ms. Popowich stated to the Leader Post in regards to CoSA. We couldn't have a better Police force in Canada who understands community based agencies such as RPS!

Thank you again Troy for all of your support , and Bob's! We truly appreciate all you two assist us with, involve yourselves in and involve us in.

Thank you! I will email Marie soon for a luncheon meeting.

Amanda