

July 22, 2015

To: Members,
Board of Police Commissioners

Re: Summary of Canadian Centre for Justice Statistics (CCJS) Release: *Police-reported crime in Canada, 2014*

RECOMMENDATION

Receive and file.

CONCLUSION

The Regina Census Metropolitan Area (CMA) had the 2nd highest Crime Severity Index (CSI) and the 2nd highest Crime Rate among the CMAs. Regina's CSI of 102.8 was a 3% decrease compared to 2013 and a CMA-leading 55% decrease compared to 2004. The Regina CMA Crime Rate of 7,858 was a decrease of 4% from the previous year and a 47% decrease compared to 2004.

Although Regina's crime statistics continue to be relatively high compared to other regions in Canada, the gaps in most crime categories are closing. The reductions experienced in Regina in recent years continue to outpace those experienced in most other regions.

BACKGROUND

Each year, the Canadian Centre for Justice Statistics (CCJS) releases a report detailing police-reported crime in Canada for the previous year as well as some comparative data from previous years. Police-reported crime statistics are provided at the national, provincial, and Census Metropolitan Area (CMA) level within the report.

The primary statistical categories considered are the Crime Rate, which is the number of Criminal Code offences¹ per 100,000 population, and the Crime Severity Index, which also considers the relative seriousness of different crime types. Statistics for subcategories and specific crime types are also presented.

DISCUSSION

Regina tended to experience greater crime reductions in most categories than Saskatchewan or Canada from 2004 through 2014. Despite these substantial reductions, Regina continued to have a relatively high rank among the 33 CMAs in most crime categories.

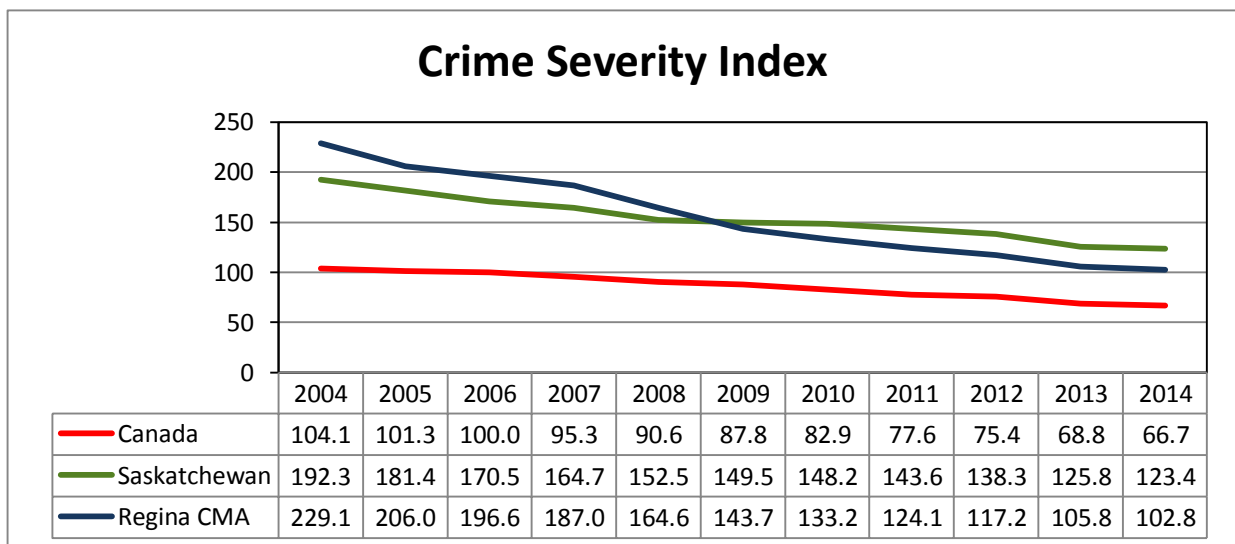
¹ The Crime Rate does not include Criminal Code traffic offences or those that fall under the Controlled Drugs and Substances Act.

Regina's Rank Among the CMAs		
Crime Category	2014 Rank	% change
CSI	2	-55%
Violent CSI	4	-45%
Non-violent CSI	3	-58%
Crime Rate	2	-47%
Violent Crime Rate	8	-42%
<i>Homicide Rate</i>	8	N/A
<i>Sexual Assault Rate</i>	10	-26%
<i>Robbery Rate</i>	4	-57%
Property Crime Rate	4	-55%
<i>Breaking and Entering Rate</i>	3	-67%
<i>Motor Vehicle Theft Rate</i>	5	-73%
Other Criminal Code Rate	2	-14%
Drug Offences Rate	19	+3%

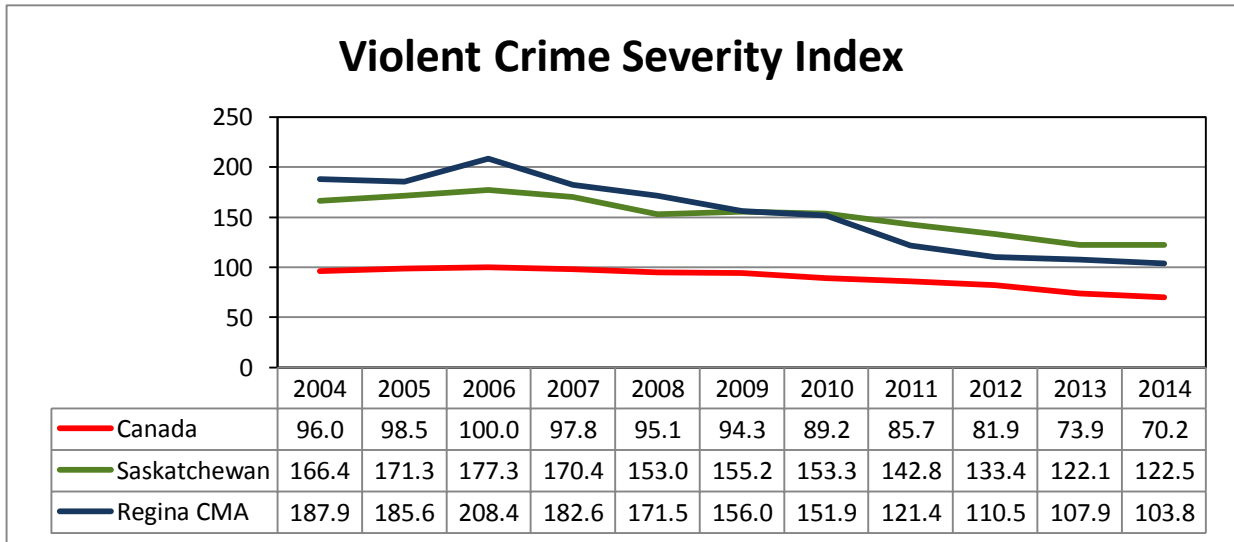
Crime Severity Index (CSI)

Regina had the 2nd highest CSI among the CMAs in 2014. Regina previously held the highest CSI each year since 1998, which is as far back as Statistics Canada provides that statistic. Saskatoon's CSI surpassed Regina's in 2014, largely due to an increase in break and enters.

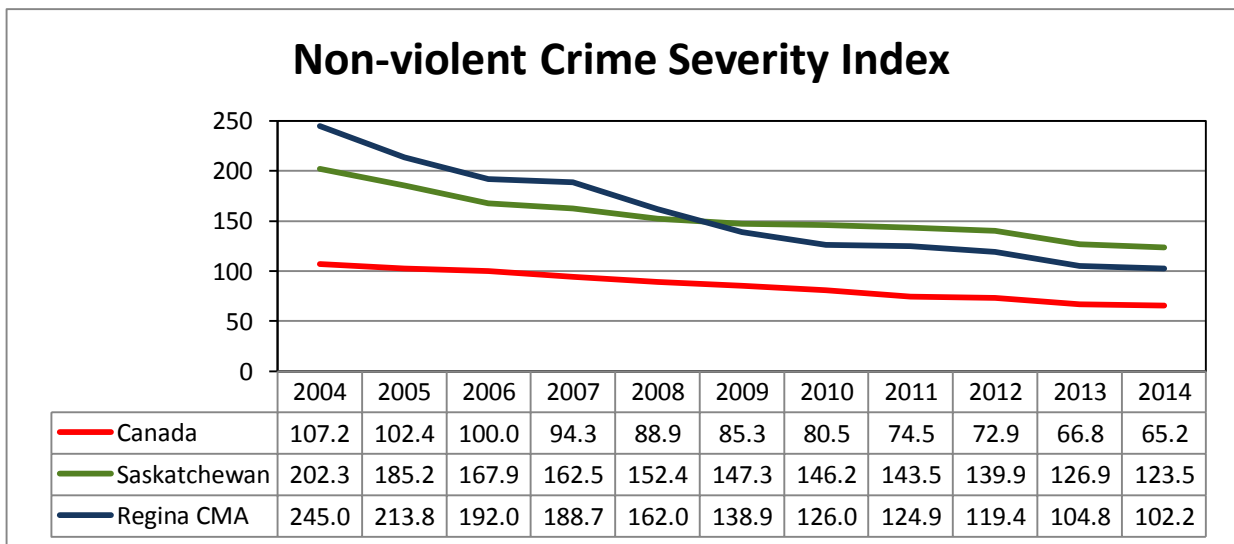
Regina's CSI decreased by 55% from 2004 to 2014 while both Saskatchewan and Canada experienced 36% decreases. Whereas Regina's CSI was over twice as high as Canada's in 2004, that gap had closed substantially by 2014.



Regina had the 4th highest Violent CSI among the CMAs in 2014. Regina's Violent CSI decreased at a relatively strong pace with a 45% reduction since 2004 compared to reductions of 26% for Saskatchewan and 27% for Canada.

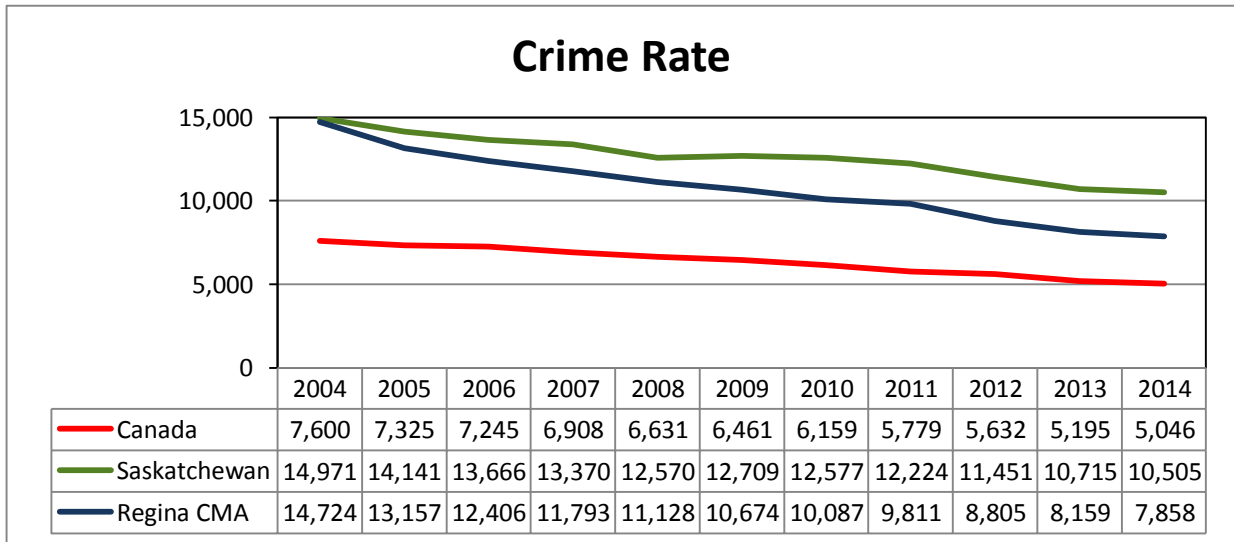


Regina's Non-violent CSI was the 3rd highest among CMAs in 2014 and again had a reduction (-58%) that outpaced both Saskatchewan's and Canada's reductions (each with -39%).

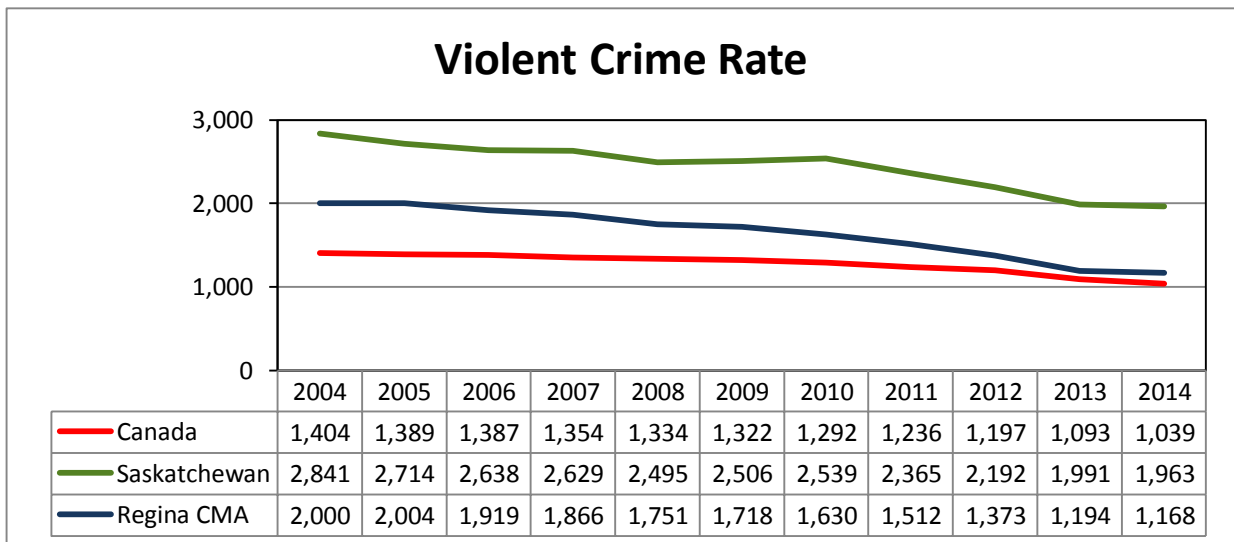


Crime Rates

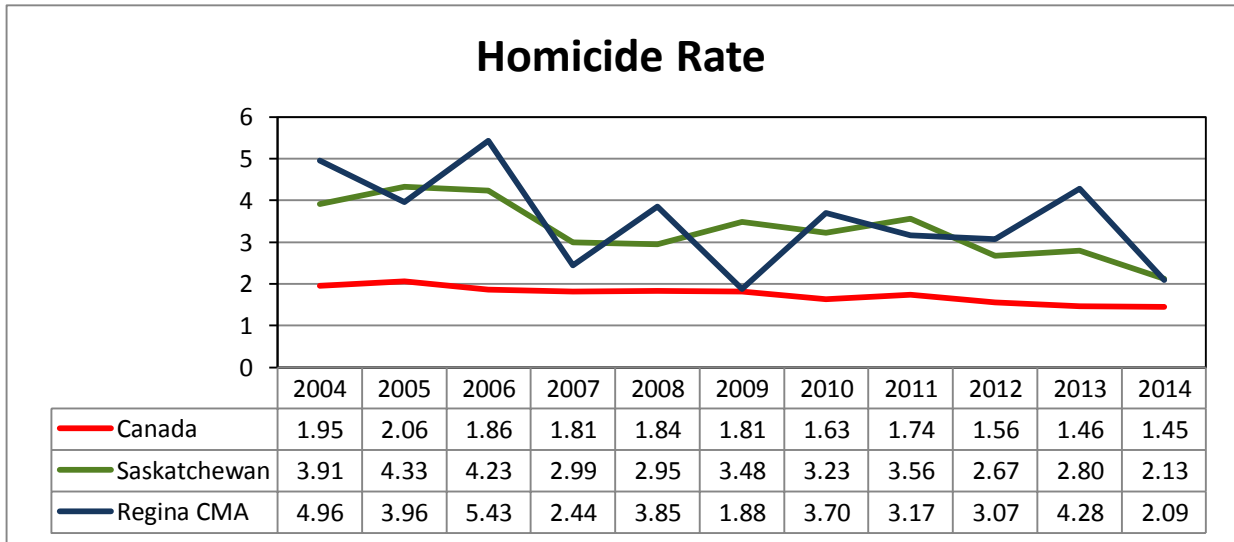
Regina's 2014 Crime Rate was the 2nd highest among the CMAs. Regina's Crime Rate decreased by 47% from 2004, compared to a 30% decrease for Saskatchewan and a 34% decrease for Canada. Only Winnipeg and Abbotsford-Mission had more substantial Crime Rate decreases since 2004 among the CMAs.



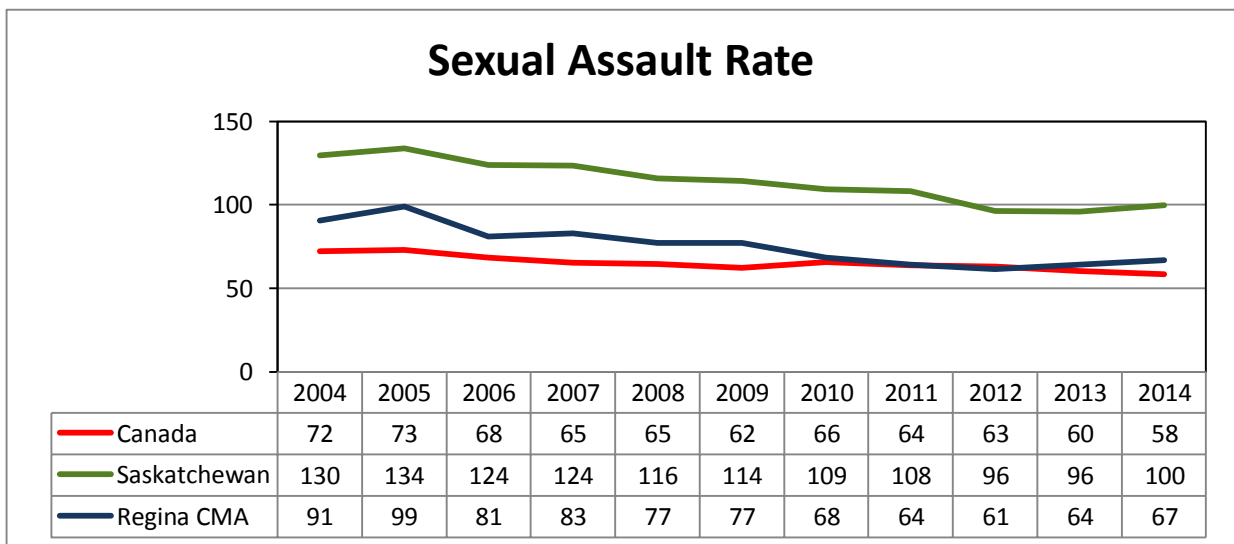
Regina had the 8th highest Violent Crime Rate among the CMAs. Regina's 2014 Violent Crime Rate decreased by 42% since 2004 compared to a 31% decrease for Saskatchewan and a 26% decrease for Canada.



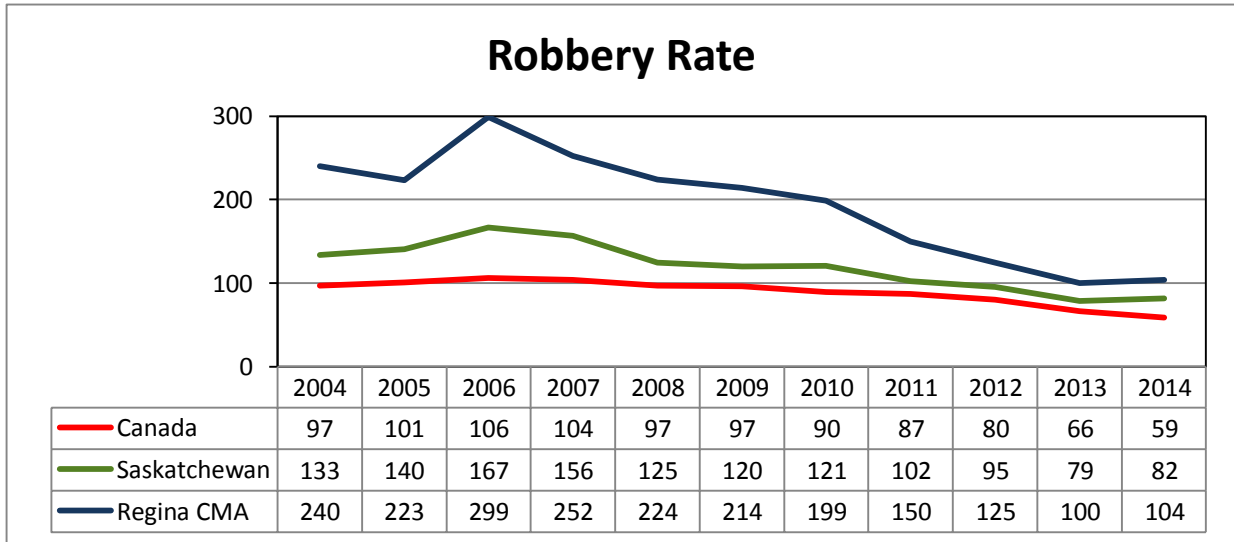
Regina had the 8th highest Homicide Rate among the CMAs. Regina's average Homicide Rate from 2004 to 2014 was 3.53 compared to Saskatchewan with an average rate of 3.30 and Canada with an average rate of 1.74.



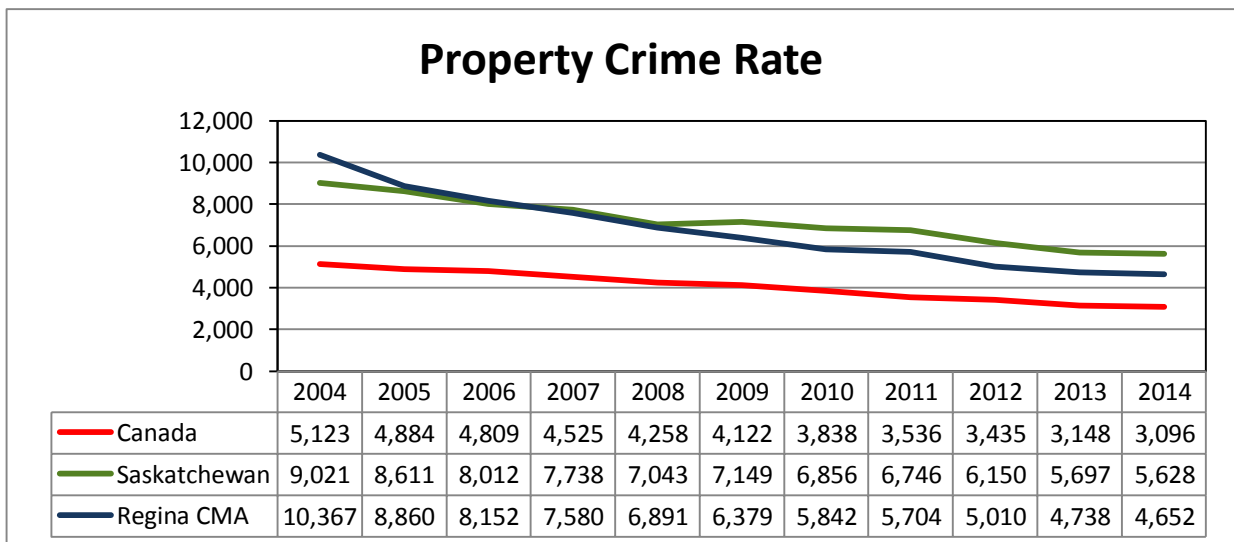
Regina had the 10th highest Sexual Assault Rate among the CMAs. Regina's Sexual Assault Rate decreased by 26% since 2004 compared to a 23% decrease for Saskatchewan and a 19% decrease for Canada. Since 2010, Regina's Sexual Assault Rate has been very comparable to Canada's.



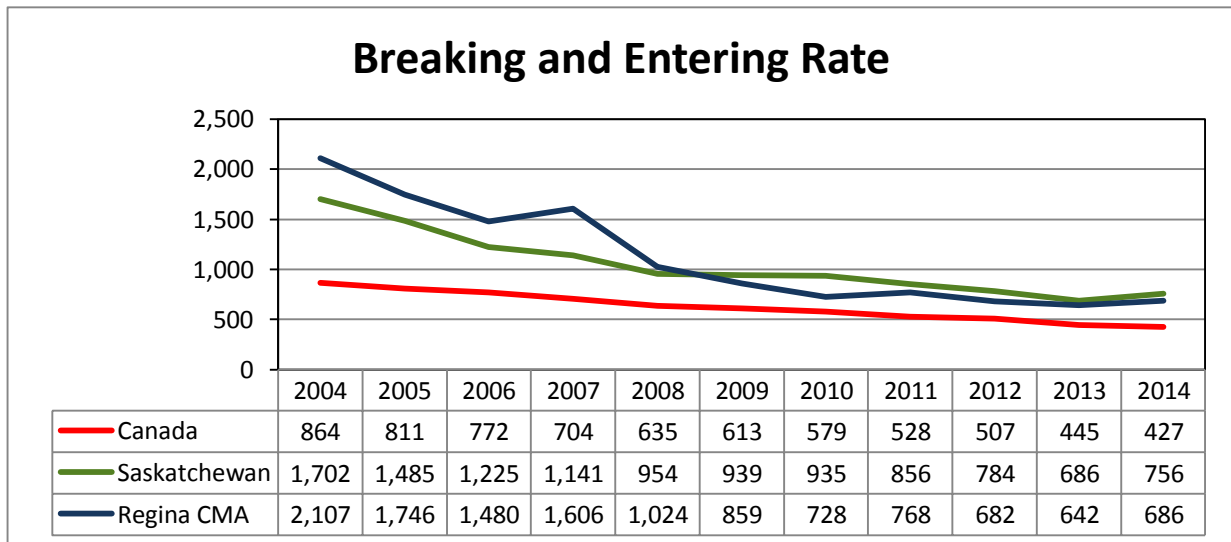
Regina had the 4th highest Robbery Rate among the CMAs. Regina's Robbery Rate decreased by 57% since 2004 compared to 39% decreases for both Saskatchewan and Canada.



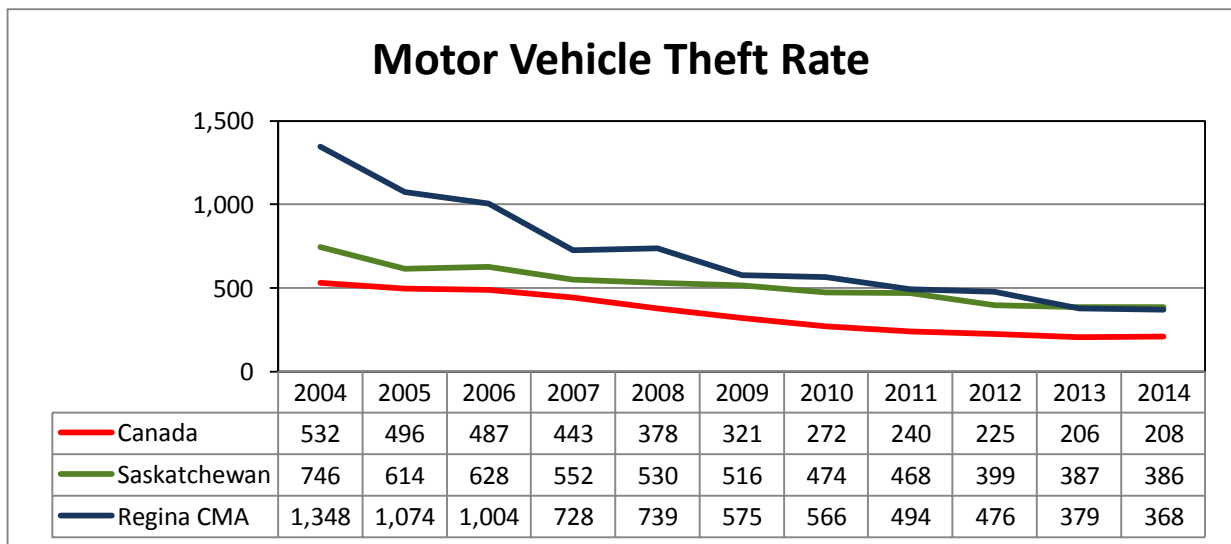
Regina had the 4th highest Property Crime Rate among the CMAs. Regina's Property Crime Rate decreased by 55% since 2004 compared to a 38% decrease for Saskatchewan and a 40% decrease for Canada.



Regina had the 3rd highest Breaking and Entering Rate among the CMAs. Regina's Break and Enter Rate decreased by 67% since 2004 compared to a 56% decrease for Saskatchewan and a 51% decrease for Canada.

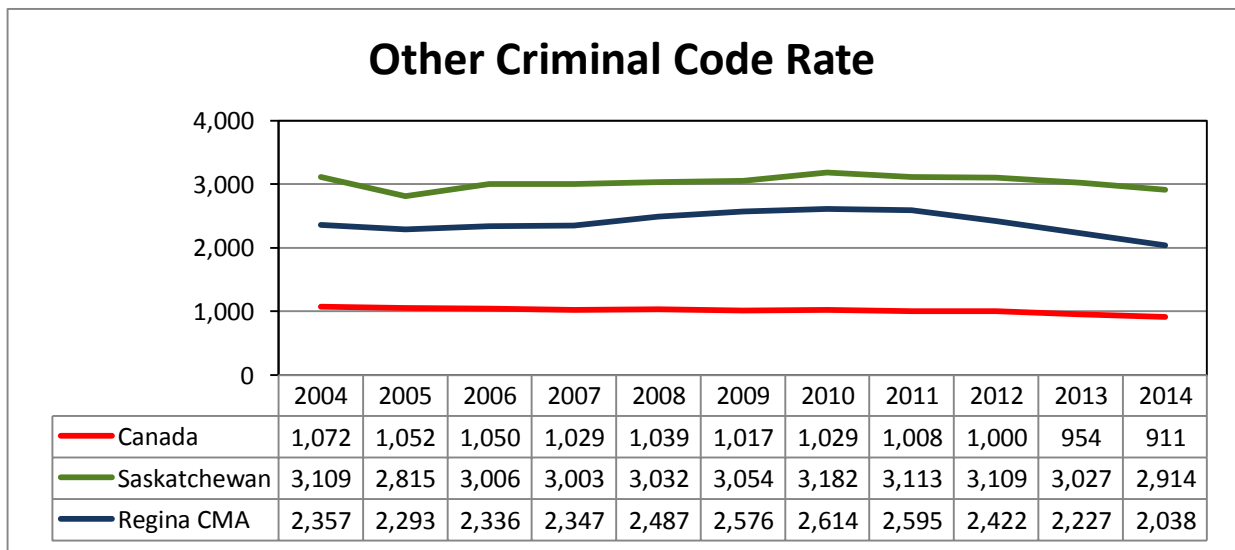


Regina had the 5th highest Motor Vehicle Theft Rate among the CMAs. Regina's Motor Vehicle Theft Rate decreased by 73% since 2004 compared to a 48% decrease for Saskatchewan and a 61% decrease for Canada.

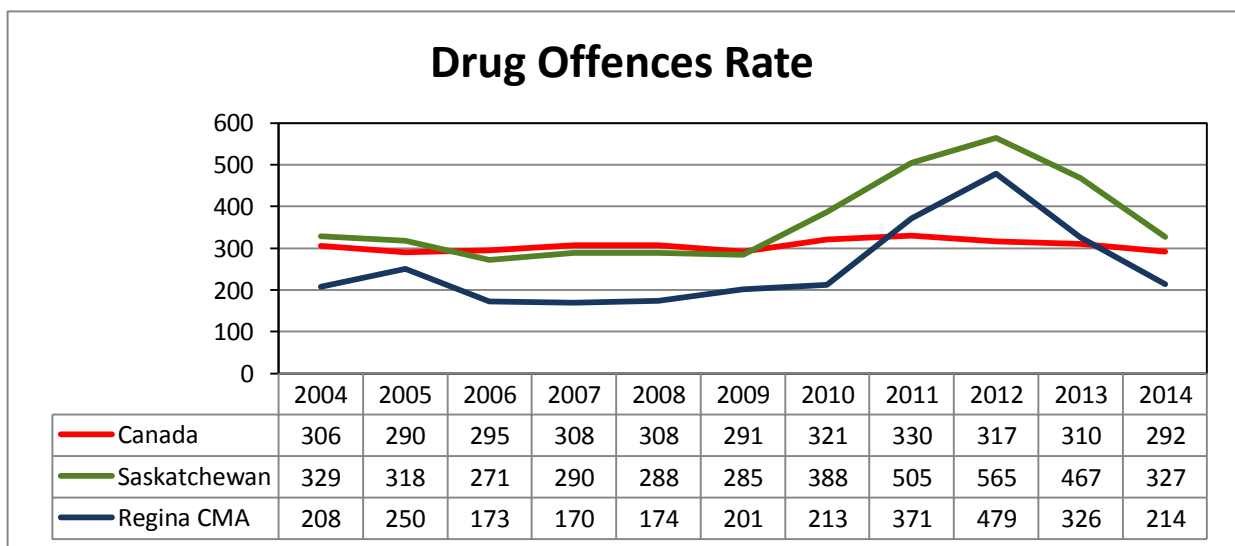


Regina had the 2nd highest Other Criminal Code Rate among the CMAs. Regina's Other Criminal Code Rate decreased by 14% since 2004 compared to a 6% decrease for Saskatchewan and a 15% decrease for Canada.

This category has more variance between regions than violent or property crimes. Offence counts within this category, particularly for administration of justice offences, are heavily influenced by differences in communication processes between police and the courts and can therefore have a strong effect on regional differences in the total Crime Rate. If only considering violent and property offences, Regina would have the 4th highest Crime Rate rather than the 2nd highest.



Regina had the 19th highest Drug Offences Rate among the CMAs. Regina's Drug Offences Rate increased by 3% since 2004 compared to a 1% decrease for Saskatchewan and a 4% decrease for Canada.



RECOMMENDATIONS / IMPLICATIONSFinancial Implications

None with respect to this report.

Environmental Implications

None with respect to this report.

Strategic Implications

None with respect to this report.

Other Implications

None with respect to this report.

COMMUNICATIONS

None with respect to this report.

Respectfully submitted,

Troy Hagen,
Chief of Police