



# **Board of Police Commissioners**

**Wednesday, January 25, 2017  
9:00 AM**

**Bruton Room, 3rd Floor, Police Service Centre**



---

## OFFICE OF THE CITY CLERK

---

### **Public Agenda Board of Police Commissioners Wednesday, January 25, 2017**

#### **Approval of Public Agenda**

#### **Adoption of Minutes**

Minutes of the meeting of December 21, 2016

#### **Administration Reports**

P17-1 Firearms Amnesty Initiative

**Recommendation**

This report be received and filed.

P17-2 Trespass to Property Initiative

**Recommendation**

This report be received and filed.

P17-3 Municipal Benchmarking Network Canada (MBN Canada) Results Report

**Recommendation**

This report be received and filed.

P17-4 Monthly Crime Statistics – December 2016

**Recommendation**

This report be received and filed.

P17-5 Year-End Crime Statistics Comparison 2007-2016

**Recommendation**

This report be received and filed.

P17-6 Letters of Appreciation and Social Media Feedback

**Recommendation**

This report be received and filed.

#### **Resolution for Private Session**

AT REGINA, SASKATCHEWAN, WEDNESDAY, DECEMBER 21, 2016

AT A MEETING OF BOARD OF POLICE COMMISSIONERS  
HELD IN PUBLIC SESSION

AT 9:00 AM

**These are considered a draft rendering of the official minutes. Official minutes can be obtained through the Office of the City Clerk once approved.**

Present: Mayor Michael Fougere, in the Chair  
Councillor Joel Murray  
Councillor Barbara Young  
Commissioner Vic Pankratz  
Commissioner Gordon Selinger

Also in Attendance: Council Officer, Elaine Gohlke  
Solicitor Katrina Swan  
Chief of Police, Evan Bray  
Deputy Chief, Dean Rae  
A/Superintendent, Brent Ermel  
Inspector, Sheree Ortman  
Executive Director of Administrative Services, Louise Mohr

APPROVAL OF PUBLIC AGENDA

**Gordon Selinger moved, AND IT WAS RESOLVED, that the agenda for this meeting be approved, as submitted.**

ADOPTION OF MINUTES

**Councillor Barbara Young moved, AND IT WAS RESOLVED, that the minutes for the regular meeting held on November 30, 2016 be adopted, as circulated.**

ADMINISTRATION REPORTS

PO16-30 Tamra Keepness Investigation

---

**Recommendation**

That the Board of Police Commissioners continue to offer a \$50,000 reward, until December 31, 2017, for information that leads to determining the whereabouts of Tamra Keepness.

**Gordon Selinger moved, AND IT WAS RESOLVED that the recommendation contained in the report be concurred in.**

PO16-31 Triple Homicide Investigation

---

**Recommendation**

That the Board of Police Commissioners continue to offer a reward of \$50,000.00 for information leading to the arrest and conviction of the person(s) responsible for the death of Gray Nay Htoo, Maw Maw and Seven June Htoo, until December 31, 2017.

**Vic Pankratz moved, AND IT WAS RESOLVED that the recommendation contained in the report be concurred in.**

PO16-32 Monthly Crime Statistics – November 2016

---

**Recommendation**

That this report be received and filed.

**Joel Murray moved, AND IT WAS RESOLVED, that this report be received and filed.**

PO16-33 Letters of Appreciation and Social Media Feedback

---

**Recommendation**

That this report be received and filed.

**Councillor Barbara Young moved, AND IT WAS RESOLVED, that this report be received and filed.**

**BOARD SECRETARY REPORT**

PO16-34 Consideration of Meeting Dates and Times for 2017

---

**Recommendation**

1. That the 2017 meetings of the Board of Police Commissioners be held at 9:00 a.m. on the following dates:

January 25 (previously approved)	July 26
February 22	August 30
March 29	September 27
April 26	October 25
May 31	November 29
June 28	December 20

2. That the first meeting of the Board of Police Commissioners in 2018 be held on Wednesday, January 31 at 9:00 a.m.

**Vic Pankratz moved, AND IT WAS RESOLVED that the recommendation contained in the report be concurred in.**

RESOLUTION FOR PRIVATE SESSION

**Joel Murray moved, AND IT WAS RESOLVED, that in the interest of the public, the balance of agenda items for this meeting be considered in private session and that the Board recess for 20 minutes.**

The Board recessed at 9:09 a.m.

The media left.

---

Chairperson

---

Secretary

January 25, 2017

To: Members  
Board of Police Commissioners

Re: Firearms Amnesty Initiative

---

**RECOMMENDATION**

This report be received and filed.

**CONCLUSION**

The Regina Police Service is working proactively to address the issue of gun violence. Firearms related calls and seizures of firearms increased dramatically in 2016. In order to help combat the increase, the Regina Police Service wants to raise awareness about the potential risk of unwanted firearms in our community. Unwanted firearms can fall into the hands of criminals by way of break and enters, thefts or accidental loss. Reducing the number of these firearms in the City of Regina will have a positive impact on community safety.

From February 1 - 15, 2017, members of the public are encouraged to contact the Regina Police Service to surrender their unwanted firearms, replica firearms, and ammunition. During this timeframe, the Regina Police Service will not pursue any charges in relation to the unauthorized possession of firearms surrendered as part of this amnesty initiative. Surrendered firearms will be checked by police to determine if they are involved in any ongoing investigations. Firearms will then be destroyed.

Our City of Regina partners including Regina Transit and the Community Services Department will be participating and providing an incentive for members of the public who voluntarily surrender firearms. Those who turn in unwanted firearms will have the option of receiving a one-month Adult Leisure Pass or a 31-day Adult Transit Pass as an additional incentive.

**BACKGROUND**

Calls for service involving firearms and the seizure of firearms have increased in Regina over the past number of months. The increase in firearms-related incidents presents a serious risk to public safety.

In 2016, there were 141 violent offences involving a firearm. This is a 94% increase from the five-year average. There were also 343 firearms seized over the same time period in the city of Regina. That's a 31% increase over the five- year average. Also concerning, is that there were 55 firearms reported stolen in 2016. That compares to 35 from the previous year. These figures represent a 57% increase in stolen firearms.

While enforcement will always be of utmost importance, it is our responsibility to act proactively on this issue as well. Other jurisdictions in North America have successfully operated firearms amnesty programs. In these programs, members of the public are encouraged to turn in unwanted firearms, replica firearms and ammunition to police. Police agree to not pursue any charges in relation to firearms possession. Police still check the weapons to determine if they are related to any ongoing investigations.

In October 2016, Halifax Regional Police and the Halifax RCMP held a two-week firearm amnesty program called “Fares for Firearms”. The objective was to increase public awareness about the risks unwanted firearms pose in the community. People surrendering firearms were offered transit tickets (valued at \$100). The program resulted in the seizure and destruction of 152 firearms over the two-week period. Over \$12,000 worth of bus tickets were handed out.

The province of B.C. held a similar gun amnesty campaign during the month of October 2016. They did not offer any participation incentives. 1,184 firearms were surrendered.

## DISCUSSION

For the two-week period running from February 1 - February 15, 2017, the Regina Police Service will coordinate a firearms amnesty initiative. We will promote the initiative in the media through advertising and appearances from January 25 until February 15.

Citizens of Regina will be asked to call the Regina Police Service to have officers pick up their unwanted firearms. We do not want members of the public transporting firearms to the Regina Police Service. Improper transportation of firearms presents a safety risk and can result in potential criminal implications.

Police officers will check the serial number to determine if the surrendered firearms are subject to any ongoing investigations. The Regina Police Service will then destroy these firearms.

The Regional Crown Prosecutors office and the Chief Firearms Officer are supportive of this program.

To our knowledge, this will be the first firearms amnesty initiative in Saskatchewan.

## RECOMMENDATION IMPLICATIONS

Increase community safety by decreasing the number of unwanted firearms in the city of Regina and raise awareness about the potential risks of unwanted firearms.

### Financial Implications

None with respect to this report

Environmental Implications

None with respect to this report

Strategic Implications

None with respect to this report

Other Implications

None with respect to this report

COMMUNICATIONS

The media campaign will begin on January 25<sup>th</sup> and will include both paid advertising and media appearances. There will be a media launch on February 1<sup>st</sup>. At the conclusion of the campaign we will report on the results.

Respectfully submitted,



Evan J. Bray, Chief of Police

January 25, 2017

To: Members  
Board of Police Commissioners

Re: Trespass to Property Initiative

---

### RECOMMENDATION

This report be received and filed.

### CONCLUSION

*The Trespass to Property Act* initiative is intended to assist Regina business owners manage unwanted guests who come into their place of business. It is a lawful way to inform people that in some cases they are prohibited from the premises. This initiative identifies expected patron behaviour without police intervention.

The Regina Police Service has been utilizing *The Trespass to Property Act* since February 2015. At that time the Regina Police Service began working proactively with business owners to address the issue of unwanted and disruptive guests. A number of businesses, specifically in downtown Regina, were repeatedly dealing with individuals who were impacting their business in a negative manner. For example: by being intoxicated, harassing paying customers, shoplifting, or aggressively panhandling. The Regina Police Service educated business owners about *The Trespass to Property Act* by attending to downtown business meetings. The *Act* authorizes owners to ban or prohibit individuals from their business who are repeatedly causing problems. It also allows police officers to issue Summary Offence Tickets to those who choose to disregard the bans.

Since February of 2015 and up to and including September 2016 the Regina Police Service has received 651 ban notifications from Regina businesses; 329 in 2015 and 322 in 2016. From these 651 ban notifications, police have issued only 84 Summary Offence Tickets to people who failed to abide by their bans; 66 tickets in 2015 and 18 tickets in 2016. To summarize, since February 2015 tickets were issued to just 12% of the people receiving ban notifications.

Further, of the 322 ban notification forms issued in 2016 only 14 of them (or 4%) originated from downtown businesses. Out of 322 bans issued, 295 of them were issued by 'big box' stores or retail businesses as a result of the person shoplifting. This *Act* does not target our city's homeless or disadvantaged people.

The Regina Police Service has been working closely with the Housing First Initiative and Phoenix Residential Society in order to address the challenge of homelessness. The Regina Police Service often responds to public complaints of an unwanted person in a business. Some of these people have been identified as those with high needs, with addictions and are often

identified as homeless. Three (3) of these individuals have been placed successfully in the Housing First Program in 2016.

## BACKGROUND

In the last two years, the Regina Police Service dealt with over 6,600 calls for our service in the downtown area that could be classified as disturbance calls. These calls included fights, publicly intoxicated persons, suspicious persons, shoplifting activity, and unwanted guests. Our downtown foot and bike officers responded to the majority of these calls.

*The Trespass to Property Act* authorizes business owners to take the initial steps in dealing with persons who are negatively impacting their business. Business owners can issue ban notifications to individuals who engage in “prohibited activities” while on their business premises. *The Trespass to Property Act* does not specifically identify what prohibited behaviour looks like, however the *Act* does specify in section 11 that ‘any activity that is prohibited by signage is notice of a prohibited activity’.

In order for a business owner to issue a ban, *The Trespass to Property Act* requires that the prohibited activity has to be clearly disrupting business activities. Business owners are required to describe the prohibited activity clearly and in detail on their ban forms. Our police officers have the discretion to not enforce bans if the ban is unreasonable or the reasons are insufficient.

Lastly, this *Act* does not apply to public places. A ban notification cannot be written for a subject who is clearly disruptive in a city park or on a city street for example.

## DISCUSSION

Since February of 2015 and up to and including September 2016 the Regina Police Service has received 651 ban notifications from Regina businesses; 329 in 2015 and 322 in 2016. Many of these ban forms are associated with occurrences outside of downtown Regina. For a number of years, large retailers have been banning people who are involved in shoplifting offences on their premises. Of the 322 ban forms only 4% originated from downtown businesses.

From these 651 ban notifications, police have issued only 84 Summary Offence Tickets to people who failed to abide by their bans; 66 tickets in 2015 and 18 tickets in 2016. To summarize, since February 2015, tickets were issued to just 12% of the people receiving ban notifications.

In 2016, 11 people received 18 Summary Offence Tickets. Of these 18 tickets, 9 of them were issued based on downtown business bans.

This initiative is the essence of community policing. The Regina Police Service continues to work with business owners to develop a process that gives them options to successfully manage the unwanted guests they encounter. This initiative has also helped our Service identify those individuals with addictions, mental health challenges, and high needs. As mentioned, it has

helped us successfully place three people in the Housing First Program where they are self-sufficient and receive proper care and attention.

In 2015 we saw the ‘unwanted guest’ calls in downtown Regina decrease. There were 3,497 unwanted guest calls for service in 2014 and only 3,142 in 2015. That’s a decrease of 11%. *The Trespass to Property Act* alone did not result in 355 fewer calls for service but we are confident in saying it contributed to this result.

### Summary

Police enforcement of *The Trespass to Property Act* is not the answer in all situations of unwanted guests and it should be noted our members are not issuing offence tickets without discretion. *The Trespass to Property Act* gives both police officers and business owners a balanced and lawful tool to deal with unwanted guests without having to exercise authority under the Criminal Code. This initiative can be considered when the capacities of other public services won’t work and there is a need for a different and combined approach from police and businesses.

The intention of this initiative is not to fine or arrest everyone contravening this *Act*. On the contrary, this initiative also aims to identify and assist people with addictions, mental health challenges, and those with high needs. Once they are identified, we’ll continue to work with programs such as the Housing First Program to help them. The Service will remain transparent in its approach and will continue to evaluate this initiative to ensure it meets the needs of business owners and our community.

### RECOMMENDATION IMPLICATIONS

None with respect to this report.

#### Financial Implications

None with respect to this report.

#### Environmental Implications

None with respect to this report.

#### Strategic Implications

None with respect to this report.

#### Other Implications

None with respect to this report.

COMMUNICATIONS

None with respect to this report.

Respectfully submitted,

A handwritten signature in blue ink, reading "Evan J. Bray". The signature is written in a cursive style with a large, stylized "E" and "B".

Evan J. Bray,  
Chief of Police

January 25, 2017

To: Members  
Board of Police Commissioners

Re: Municipal Benchmarking Network Canada (MBN Canada) Results Report

---

### RECOMMENDATION

This report be received and filed.

### CONCLUSION

A similar report with the all of the benchmarking results was reviewed by the Executive Committee of City Council on October 5, 2016, whereas this report provides only the Regina Police Service results.

The City of Regina joined the MBN Canada, formerly the Ontario Municipal Benchmarking Initiative (OMBI), to better understand overall effectiveness and efficiency of municipalities. This is the first year Regina has reported results since joining. One service included in the MBN Canada suite of services is police services.

MBN Canada publicly released their annual report on Tuesday, November 1, 2016. The City of Regina's implementation schedule for the MBN Canada can be found in Appendix A. Detailed results for the Regina Police Service are provided in Appendix B. Appendix C includes Questions and Answers about MBN Canada and interpretation and information about specific results.

MBN Canada data will be used as a key input into the Regina Police Service's strategic and business planning and will contribute to the Service's ongoing commitment to continuously improve effectiveness and efficiency.

### BACKGROUND

In 2014, the City of Regina decided to improve its capacity to measure and report on operational performance. In 2015, the City joined MBN Canada, a national organization that provides a rigorous framework for measuring municipal efficiency and effectiveness on a wide range of services. As a participating municipality, the City can compare its performance across a standard number of services to other municipalities. MBN Canada collects data on more than 700 measures across thirty-seven municipal service areas in sixteen municipalities in six provinces. Of these, fifteen actively report results, with the sixteenth scheduled to begin next year. The following cities are members of MBN Canada: Calgary, Hamilton, Halifax, London, Montreal, Ottawa, Regina, Thunder Bay, Toronto, Windsor, and Winnipeg. In addition, the following regional municipalities are also members: Durham Region, Halton Region, Niagara Region, Region of Waterloo, and York Region.

## DISCUSSION

### **MBN Canada Measurement Framework**

The MBN Canada measurement framework includes service effectiveness and service efficiency measures. Effectiveness measures generally relate to the *amount* of service provided using factors to allow for comparisons such as population, number of households, or geographic area (e.g. hectares of parkland as a percentage of overall geographic area). Efficiency measures are based on a standardized approach to service costing (that is also factored to allow for comparisons) and occurs at two levels:

1. The **direct** cost of delivering the service: Any costs that are directly attributable to the delivery of a service such as personnel, materials, equipment, etc.
2. The **total** cost of delivering the service: All **direct** costs as well as the cost of any overhead such as human resources, finance, etc. The MBN Canada framework has specific methodology for allocating these costs to ensure appropriate comparisons. The methodology will be an input to the development of the City's new Planning and Budget Analysis software project, currently underway.

### ***Categories of Data within MBN Canada framework***

1. **Board Measures (CAO):** Measures included in MBN Canada annual published report. They are limited to a few key measures for each service area and describe key elements of performance. The results of these measures were released in November 2016.
2. **Expert Panel Measures (Publicly Reportable):** The majority of the 700 measures are not published in the annual MBN Canada public report above. However, any jurisdiction can use the measures in public reports for comparative and analytical purposes. Data can be attributed to the municipality to which it applies.
3. **Expert Panel Measures (Not Publicly Reportable):** A few measures are either under-development, have data quality issues or are considered of little interest to the public. Median and range information can be published for these measures but data cannot be attributed to any municipality. Regina would be able to publish this data about its own performance.

### ***Process for Managing Data Quality***

MBN Canada publishes a detailed data dictionary for each of its over 700 measures to provide a foundation for measure accuracy and comparability.

Adding to the strength of the data dictionary, each service within the MBN Canada framework has an Expert Panel consisting of representatives from each participating municipality with expertise in the delivery of the particular service. The panels annually review measures in the data dictionary to ensure they are the best representation of the service. They also annually review results, thoroughly testing data quality and comparability, requiring explanations for changes in results that might indicate an issue.

MBN Canada has begun initiating compliance reviews to ensure that municipalities are following the procedures outlined in the data dictionary. The first was completed in 2015 and showed that most municipalities are compliant. Additional compliance reviews have been launched in 2016 and will continue for one or two services each year.

### ***Protocol for Using MBN Canada Data***

MBN Canada has a formal protocol for the use of any data. As a participating partner, the City must comply.

While most of the principles are administrative, there are three that are important to understand more broadly:

- MBN Canada identifies and publishes the ***influencing factors*** that could potentially affect results for each service area. For example, weather and geology will affect the cost of road maintenance. No member organization can publish results without also presenting the influencing factors. Any member must provide context for a municipality's performance, and no public report should lead a reader to make conclusions based only on raw MBN Canada data.
- MBN Canada, as a collegial partnership, expects all partners to respect other partners in the system. Public reports must not make any value judgments about the benchmarking results of other municipalities. Where references to other jurisdictions are made, they must only be made to provide context to the reporting jurisdiction's information.
- Municipalities may present comparisons of their performance to a subset of the members in the partnership. However, comparisons made must be fair and reasonable – there must be a reasonable logical basis for the comparators.

### ***Findings***

#### **15 Service Areas Report on 2015 Data in 2016**

The City is reporting on 2015 results for 15 services in the 2016 MBN Canada Annual Report and will roll out the remainder over the next 2 years. The planned roll out is in Appendix A. Detailed results for the Regina Police Service are provided in Appendix B.

#### **Police Results**

- ***Police:*** Regina, like many other Canadian Census Metropolitan Areas, experienced an increase in police-reported crime and crime severity last year. While Regina's police-reported crime and crime severity are among the highest within the MBN Canada system, we are doing the right things to ensure the safety and security of our residents. In the past eleven years, 2005 to 2015, Regina has had the second largest decrease in the Crime Severity Index in Canada with a 48% reduction. Only Halifax (-51%) had a bigger decrease. In 2005, Regina's Crime Severity Index was over twice as high as Canada's. In 2015, the gap had shrunk to 54%.

## RECOMMENDATION IMPLICATIONS

### Financial Implications

There are no financial implications for the Regina Police Service. However, participation in MBN Canada requires an annual membership of \$17,500 which is within the City of Regina Administration's budget.

### Environmental Implications

None with respect to this report.

### Strategic Implications

MBN Canada data will be used as a key input to the Regina Police Service's strategic and business planning and will contribute to the Service's ongoing commitment to continuously improve effectiveness and efficiency.

### Other Implications

None with respect to this report.

## COMMUNICATIONS

The report was available to the public from MBN Canada on Tuesday, November 1, 2016.

Respectfully submitted,



Evan J. Bray,  
Chief of Police

## APPENDIX A

### MBN Canada Implementation Schedule

2016	2017	2018 and Beyond
Building Permits & Inspections	Accounts Payable	By-Law & Enforcement
Clerks	Fire	Culture
Facilities	General Government	Sports & Recreation
Fleet	General Revenue	
Human Resources	Licensing	
Information Technology	Planning	
Investment Management	Purchasing	
Legal	Roads	
Parks	Wastewater	
Parking	Water	
Payroll		
Police		
Taxation		
Transit		
Waste Management		

## APPENDIX B

### CITY OF REGINA 2015 RESULTS

#### 2015 Performance Measurement Report - Summary

The 2015 Municipal Benchmarking Network (MBN) Canada Performance Measurement Report reflects the joint efforts of 15 municipalities and includes 160 measures across 37 municipal service areas. The results in the report will be made available to the public on November 1, 2016; and MBN partners can access results for all measures in the data warehouse at any time.

The 2015 Performance Measurement Report includes three years of data wherever possible (2013, 2014 and 2015). However, there are instances where measures that have been introduced in 2015 will only have one year and/or there may only be one or two years of data available for those municipalities who are reporting a service area publicly for the first time. This applies to some service areas from the cities of Calgary, Regina, Winnipeg, and Montreal.

#### City of Regina 2015 Results

This is Regina's first year of participation in MBN Canada and results for 2015 have been provided in 15 Service Areas for the Board (CAO) Measures that will be made public on November 1<sup>st</sup>, 2016.

This Appendix contains the comparative results in two different types of graphs (Range Graphs and Column Graphs) and Regina specific commentary on the influencing factors.

#### What is the Service?

A brief description of the service area and its objectives are found at the front of each service area section.

#### Influencing Factors

Results can be influenced by a number of factors and the influencing factors pertaining to the measures in the 2015 Performance Measurement Report are found at the front of each service area section.

The influencing factors speak to the uniqueness of each municipality such as population, geographic size, organizational form, government type and legislation. They also can include other unique service area or municipal impacts, specific to the reported service.

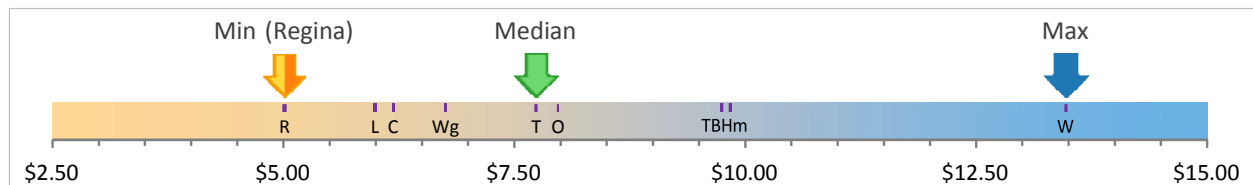
Additionally, in keeping with past practice and where applicable, cost measures are presented based on **MBN Total Cost**, which captures operating cost plus amortization. It should be noted that amortization rates and capitalization thresholds are unique to each individual municipality and it can lead to significant differences between operating cost and total cost for each municipality. All cost presented in the report are current dollars (dollar value in other time periods; not converted into present-day dollars). Inflation between 2013 and 2015 can easily explain cost increases of 4-5% even if it impacts all municipalities equally.

## How to Read the Graphs

**Measure Number and Name of Measure:** Refers to the official measure number and name as per the MBN Data Warehouse.

<b>BLDG206</b>	<b>Number of Building Permits Issued in the calendar year</b>
----------------	---

The **Range Graphs** show the Minimum, Median and Maximum 2015 results from participating municipalities.



**Unit of Measure (X axis):** Refers to the unit of measure, e.g. dollars, percent, number.

**Median:** The median is the middle value in a set or range of data, i.e., if you had the numbers 1, 3, 5, 7 and 9, the median would be 5.

Label	Min	Median	Max	Regina
Description	Minimum value of all 2015 results from participating municipalities	Median value of all 2015 results from participating municipalities.	Maximum value of all 2015 results from participating municipalities	2015 result for City of Regina
Symbol				
Label	Min (Regina)	Median (Regina)	Max (Regina)	
Description	Regina result is at the Minimum	Regina result is at the Median	Regina result is at the Maximum	
Symbol				

Results from municipalities are shown with the following abbreviations:

<b>C</b> City of Calgary	<b>D</b> Region of Durham	<b>H</b> Halton Region	<b>Hm</b> City of Hamilton
<b>L</b> City of London	<b>M</b> City of Montreal	<b>N</b> Niagara Region	<b>O</b> City of Ottawa
<b>R</b> City of Regina	<b>TB</b> City of Thunder Bay	<b>T</b> City of Toronto	<b>Wa</b> Region of Waterloo
<b>W</b> City of Windsor	<b>Wg</b> City of Winnipeg	<b>Y</b> York Region	

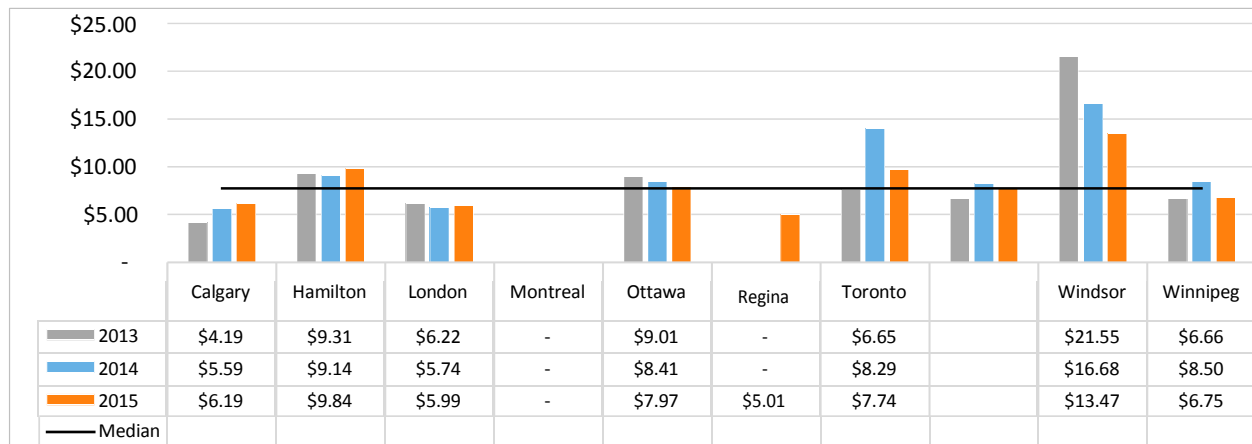
## How to Read the Graphs (continued)

The **Column Graphs** are designed to show how participating municipalities compare with each other on selected service measures. Results for 2015 are shown along with comparative results from 2013 and 2014, where available.

**Unit of Measure (Y axis):** Refers to the unit of measure, e.g. dollars, percent, number.

**Median:** The 2015 median is shown as a black line of the column graph.

**Results:** the results for each municipality for 2013, 2014 and 2015 (where available) are shown in the data table beneath the Column Graph. Only those municipalities that participated in that Service Area are shown on the graph. A “—” in the data table indicates the municipality did not have data at the time of printing; or did not collect data for that specific measure in that year.



Comments are provided immediately beneath the graph to explain Regina’s result, including the influencing factors for why the result is high or low compared to other municipalities.

# Police Services

## What is the Service?

Municipalities are responsible for the provision of adequate and effective Police Services to ensure the safety and security of citizens, businesses and visitors. To fulfill this mandate, each municipality and police agency creates and implements strategies, policies and business models that meet the specific needs and priorities of their local communities.

### **Specific objectives include:**

- Crime prevention
- Law enforcement
- Victims' assistance
- Maintenance of public order
- Emergency response services

## Influencing Factors

**Demographic Trends:** Socio-economic composition of a municipality's population.

**Non-Residents:** Degree of daily inflow and outflow of commuters, tourists, seasonal residents and attendees at cultural, entertainment or sporting events who require police services are not captured in population based measures.

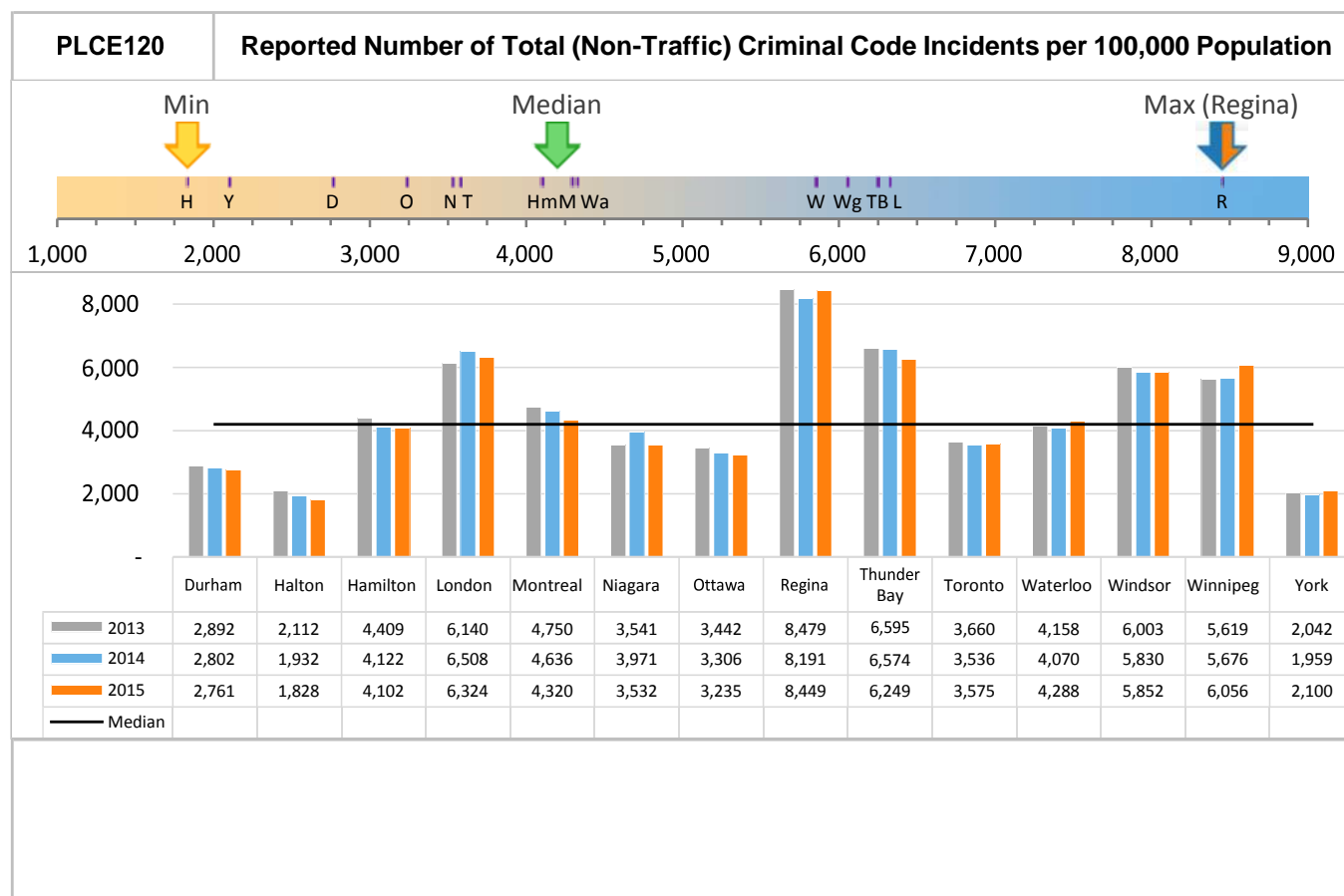
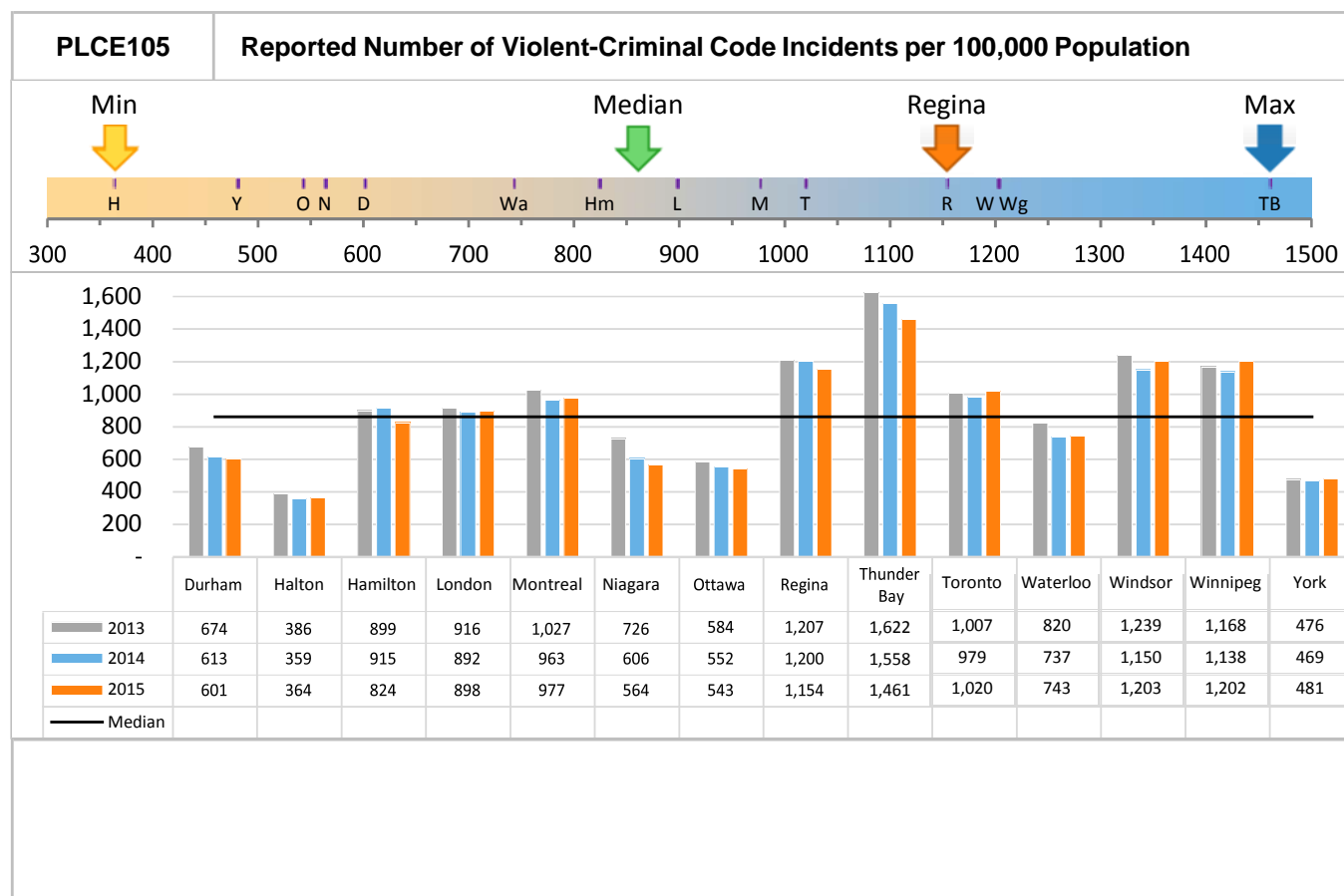
**Officer/Civilian Mix:** Differing policies regarding the type of policing work that may be done by civilian staff in one municipality vs. uniform staff in another.

**Public Support:** Willingness of the public to report crimes and to provide information that assists police services in the solving of crimes.

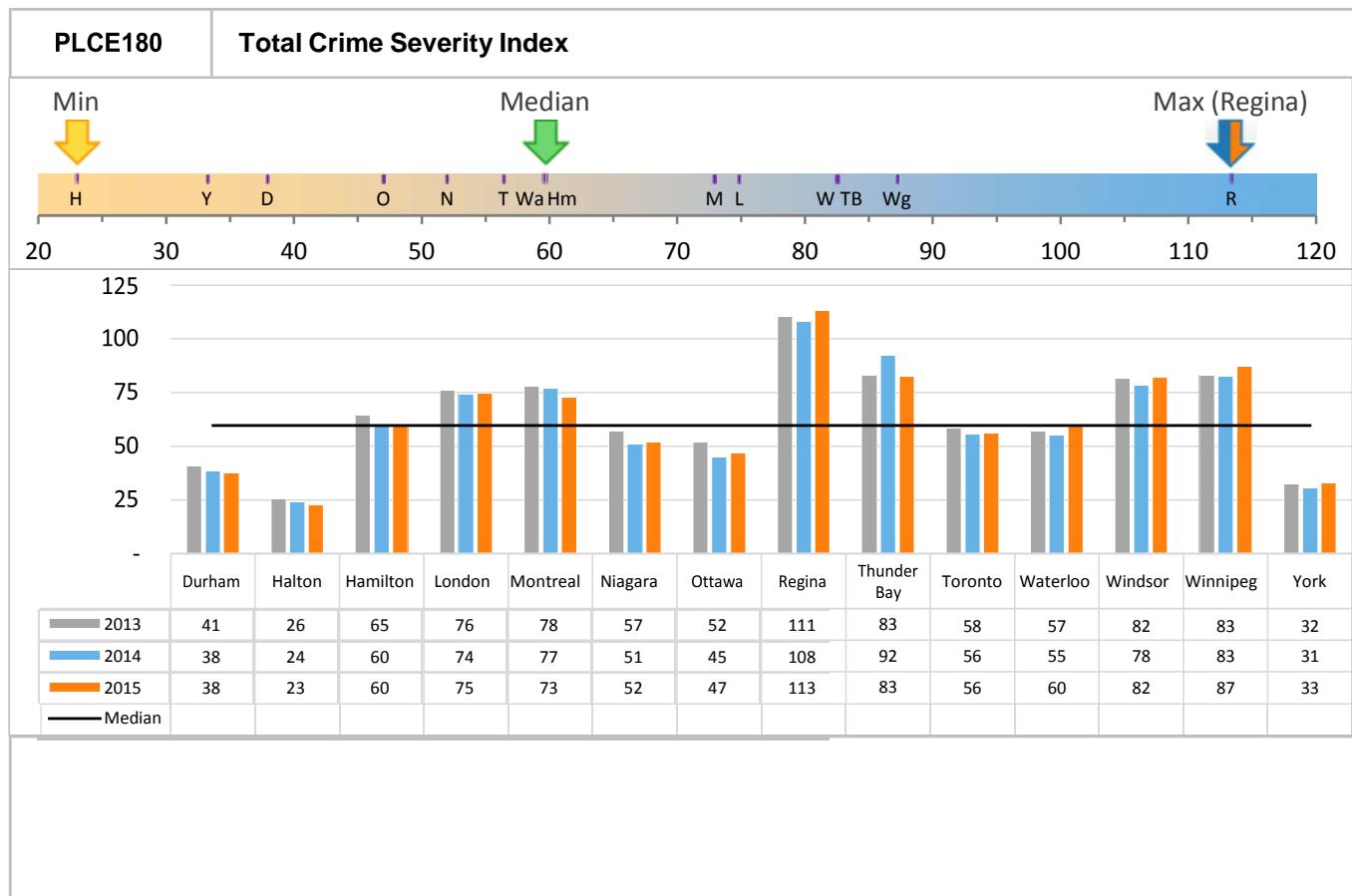
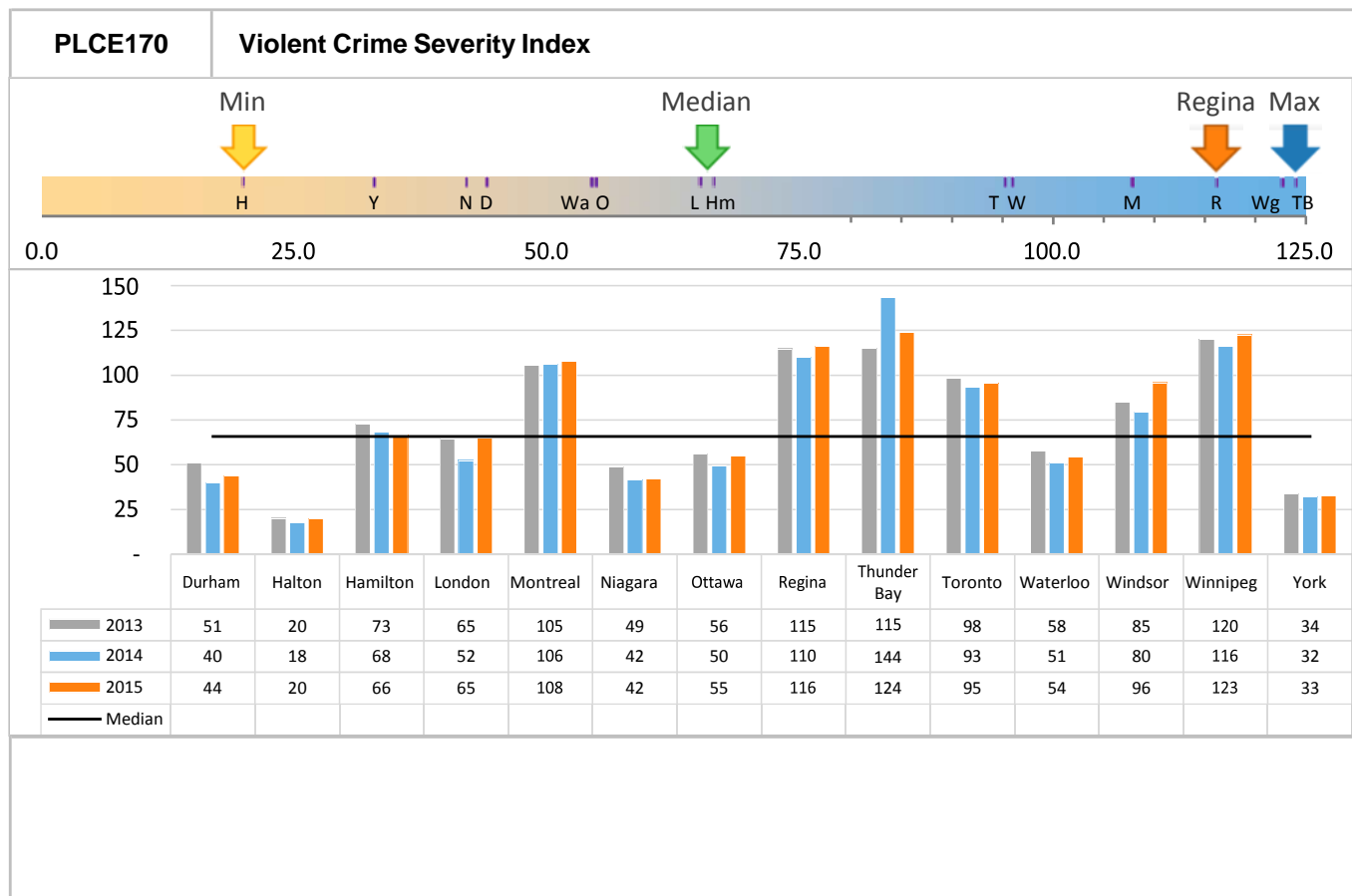
**Reporting:** Available police resources, departmental priorities, policies and procedures and enforcement practices may all influence the number of reported criminal incidents (unreported crime is not included in crime rates).

**Specialized Services:** Additional policing may be required at airports, casinos, etc.

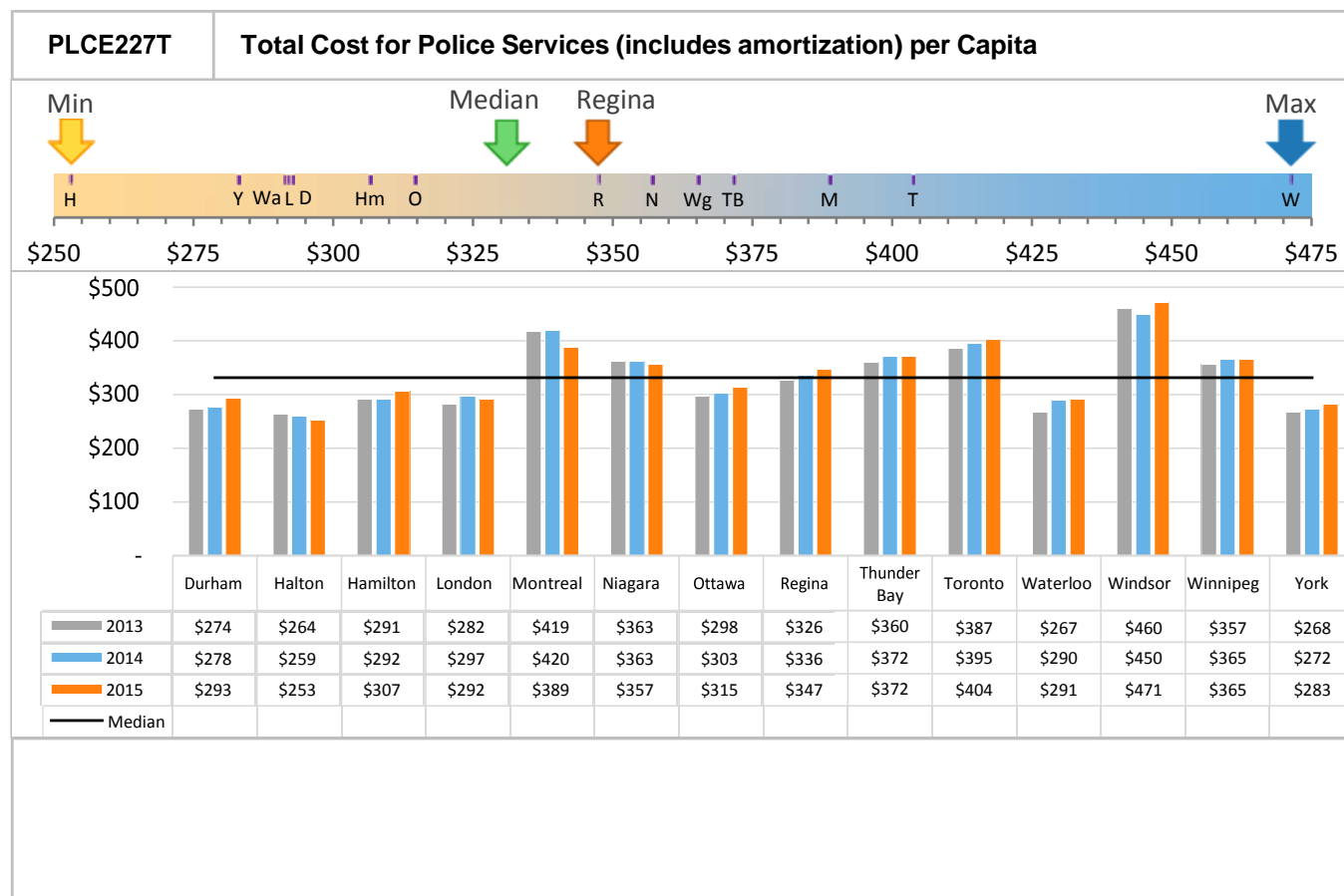
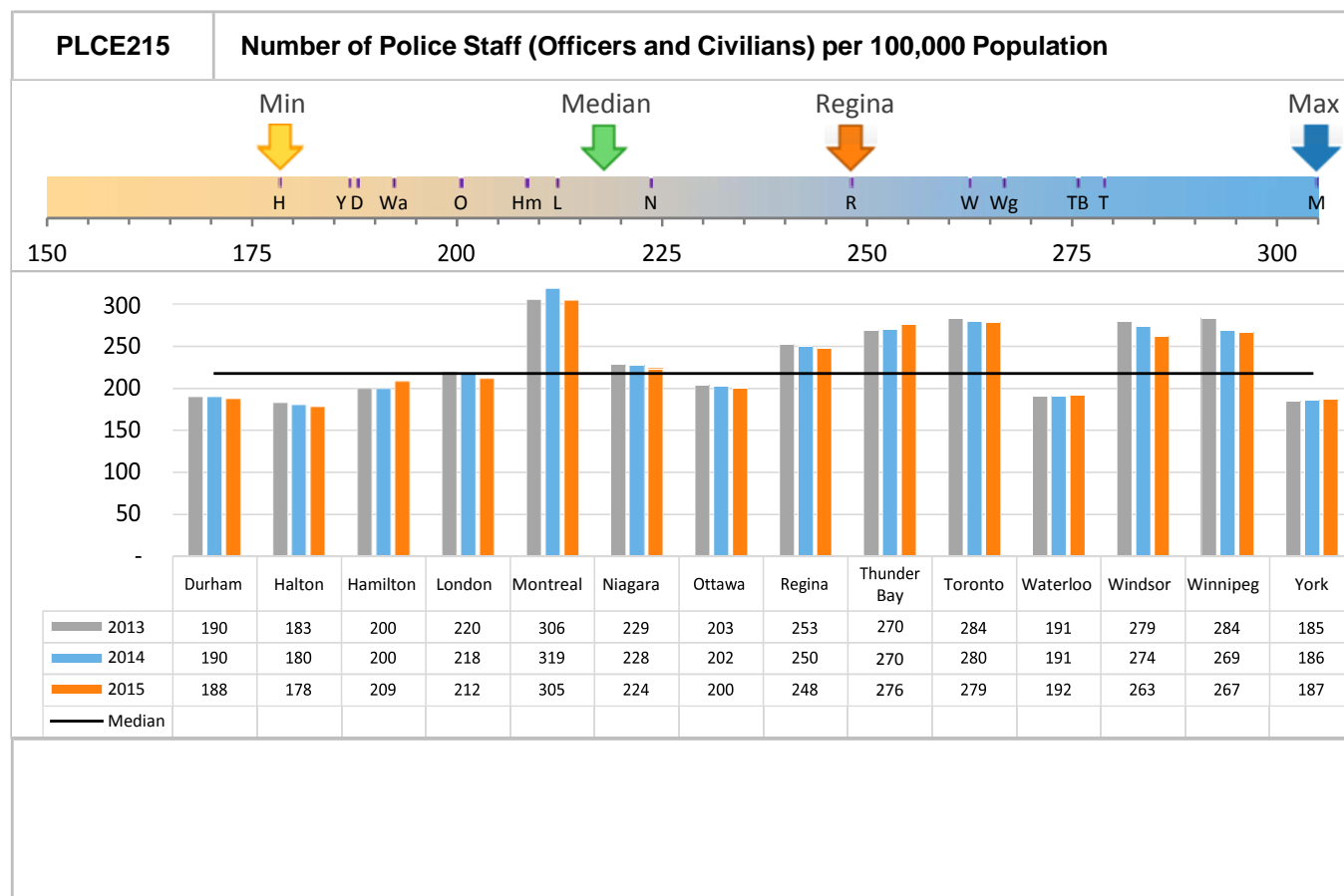
## Police CAO Measures



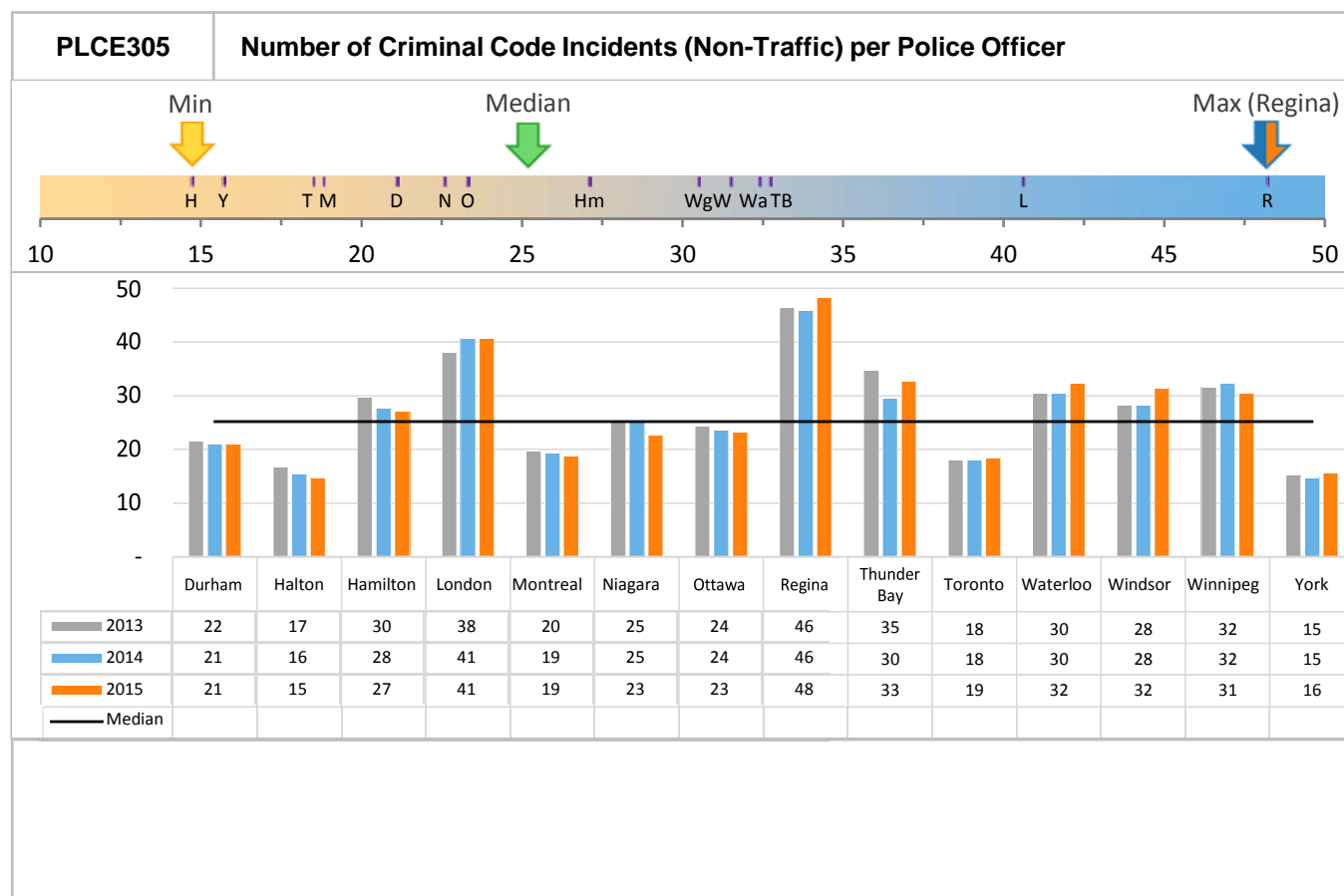
## Police CAO Measures



## Police CAO Measures



## Police CAO Measures





## **Appendix C**

### **MBN Canada Results**

### **Questions and Answers**

#### ***Key Messages:***

- The City of Regina is working hard to ensure residents get good value for their tax dollars through effective, efficient service delivery
- Participation in MBN Canada will provide us with comparative benchmarks so we can understand and report on our effectiveness and efficiency in comparison to other municipalities and trends in our own performance over time.
- Results will be used to inform planning, budgeting, and service delivery so that we can continuously improve.

#### ***General Questions about MBN Canada and Regina's Participation***

##### **Q1: What is the Municipal Benchmarking Network Canada?**

**A1:** The Municipal Benchmarking Network Canada (MBN Canada) is a national organization that provides a rigorous framework for measuring municipal efficiency and effectiveness on a wide range of services. Currently sixteen municipalities in six provinces are members of MBN Canada.

The network collects data annually on more than 700 measures across thirty-seven (37) municipal service areas. MBN Canada publishes an annual report of approximately 160 measures that have been found to be of most interest to the public.

##### **Q2: What cities currently participate in MBN Canada?**

**A2:** The following cities are members of MBN Canada: Calgary, Hamilton, Halifax, London, Montreal, Ottawa, Thunder Bay, Toronto, Windsor, and Winnipeg. In addition, the following regional municipalities are also members: Durham Region, Halton Region, Niagara Region, Region of Waterloo, and York Region.

##### **Q3: The range of municipalities and municipal responsibilities within MBN Canada is wide. How does MBN Canada ensure comparability from one municipality to the next?**

**A3:** MBN Canada has several approaches that contribute to comparability:

- Strict measure definitions that have built in mechanisms to account for differences between municipalities such as reporting on a per capita basis.

- Recognizing that not all municipalities deliver the same services. Members are only required to report on those services they deliver.
- Review of measure results by expert panels who provide some assurance that the methodology is being followed
- Periodic compliance reviews to ensure municipalities are following the established methodologies

MBN Canada also recognizes that there are unique factors in every municipality that will affect measure results. These factors, such as weather and geography, could limit comparability, but are identified for each service area so readers can understand differences in performance more fully.

**Q4: The City does more than just deliver services to residents. How does MBN Canada account for these “internal” services to ensure the City is operating effectively and efficiently?**

**A4:** Efficiency measures are based on a standardized approach to service costing and occurs at two levels:

1. The **direct** cost of delivering the service: Any costs that are directly attributable to the delivery of a service such as personnel, materials, fleet, etc.
2. The **total** cost of delivering the service: Includes all of the **direct** costs as well as the cost of any overheads such as human resources, finance, etc. The MBN Canada framework brings with it a specific methodology for allocating these costs to ensure that appropriate comparisons can be made.

In addition, the MBN Canada service inventory includes internal services. This allows readers to compare the cost of delivering internal services as well as understand the impact of internal services on the cost of delivering services to the public.

**Q5: Why did Regina join MBN Canada?**

**A5:** The City of Regina is working hard to continuously improve its ability to provide effective and efficient service to residents. Participation in MBN Canada will provide Administration, Council and residents with a standardized set of comparative benchmarks that will allow them to understand the City’s effectiveness and efficiency in comparison to other municipalities and to assess trends in the City’s own performance over time. This information will be one mechanism to identify areas where improvements may be in order.

Currently, the MBN Canada membership is primarily Ontario municipalities, but membership outside Ontario is growing and expected to grow further. Currently, Calgary, Winnipeg, Montreal and Halifax are all members. Saskatoon, Edmonton and Vancouver are also exploring memberships at this time.

**Q6: Will Regina be reporting on all 37 services in the MBN Canada System?**

**A6:** No. MBN Canada includes services that aren't delivered by the City of Regina (such as long term care homes). Regina will be reporting on 28 services. In 2016, we will be reporting on the first 15 of these services. Over the next two years, we will work to get our data collection systems ready for the rest of our services. We plan to report on 25 services in 2017 and all 28 in 2018.

**Q7: You've indicated that MBN Canada has over 700 measures. But the report released by MBN Canada includes far fewer – where is the other data?**

**A7:** The annual report of MBN Canada includes the approximately 160 measures that the board of MBN Canada believes are most important to the public.

Most of the other measures will be used internally by City Administration in business planning or analyzing policies or issues. You may see the data show up in reports to Council and its Committees from time to time as this data is considered publicly reportable. Once Regina has systems in place to report on all of its services, it will give consideration to posting these results on our Open Government site.

There are a few measures in the system that are under development and are not considered ready to be used publicly. Generally this information would not be used for comparative purposes until such time as the measure is nailed down more fully.

## ***Questions about the City of Regina's Performance in 2016***

***A general note:*** Administration has identified a few notable outliers where we anticipate possible questions. General answers are provided below. Questions on specific measures or on services not covered in the questions below should be referred to Administration.

**Q8: What services is Regina reporting on in 2016?**

**A8:** Regina is reporting on the following services in 2016, which were selected simply because they were the services that were the most ready to report the data required by MBN Canada: Building Permits and Inspections; Clerks; Facilities; Fleet; Human Resources; Information Technology; Investment Management; Legal; Parks; Parking; Payroll; Police; Taxation; Transit; and Waste Management.

While Regina has provided data for all measure associated with these services, the public report released by MBN Canada will include data for only 61 measures in the first year of our participation.

**Q9: How did the City of Regina perform in comparison to other MBN Canada municipalities?**

**A9:** Generally, Regina sits within the range of performance by other municipalities. In most cases, we are neither the most effective and efficient nor the least. The results indicate that the City is generally providing residents with good value, comparable to other municipalities in Canada.

**Q10: What are the highlights in our results?**

**A10:** Regina's performance in two areas stood out:

- **Taxation:** The City's tax arrears are the lowest among all MBN Canada municipalities and the efficiency of the service (the cost of maintaining property tax accounts per tax account serviced) is also the best. This provides an indication of a highly effective and efficient service that, potentially, could provide lessons for the rest of the City.
- **Building Permits and Inspections:** For most of 2015, the reporting year, the economy was such that we were still seeing high construction levels, so we therefore had the second-highest number of new residential units per 100,000 population. When factored over population or construction volumes, Regina's performance was strong.

While Regina's cost of providing building permit and inspection services per \$100,000 of construction was the lowest among MBN Canada municipalities by a considerable margin, this may point to an underlying cause to a problem this service has been trying to overcome – delays for customers. The issue is under consideration as part of the 2017 budget process.

**Q11: What results suggest that Regina has some work to do?**

**A11:** The following areas are outliers to other municipalities:

- **Parking:** Regina has the lowest number of paid parking spaces managed by the City per 100,000 population within the MBN Canada system.
  - Regina uses metered parking only in the downtown area and does not manage off-street paid parking lots. The measure highlights that the City is not leveraging its high demand curb side parking space specifically in zones adjacent to downtown. Managing this demand appropriately ensures turnover and ensures parking availability for public use.
  - The measure does not speak to the general availability of paid parking in the downtown. Regina has a number of privately managed paid off-street surface lot and parkade options available.
- **Payroll:** Cost per payroll cheque was high and the number of cheques processed per FTE is low. The results for this service indicate high cost and low productivity.
  - In 2015, Regina was working with an antiquated payroll system that required significant manual process. By mid-2016, this system had been replaced with a new, modern payroll and human resources information management system. This should see costs decline and productivity increase in the future.
  - These measures will be monitored to ensure the intended results of the new system are realized.
- **Police:** Regina's police-reported crime and crime severity are among the highest within the MBN Canada system. However, we are doing the right things to ensure the safety and security of our residents. In the past eleven years, 2005 to 2015, Regina has had the second

largest decrease in the Crime Severity Index in Canada with a 48% reduction. Only Halifax (at -51%) had a bigger decrease. In 2005, Regina's Crime Severity Index was over twice as high as Canada's. In 2015, the gap had shrunk to just 54%. Regina Police Service will continue to work to ensure that Regina is a safe community.

- **Transit:** Regina has low transit usage when compared to other members of MBN Canada. Ridership is stable and anticipates an increase as the City has just embarked on a partnership with the University of Regina Students' Union to strengthen service. What is valuable to note from the data, is that even with low ridership, it is evident that the Transit system is managing system costs (on a per vehicle hour basis).
- **Waste Management:** Regina has the highest level of solid waste production coupled with the lowest level of solid waste diversion. The results for waste management are consistent with a city that has recently started to work with residents on concepts of conservation and waste management. For example, recycling, where we began our diversion efforts, only makes up 11% of the waste generated. However, organics (yard waste, kitchen waste) – an area where we still haven't begun to provide service, make up 55%. There will be proposals coming forward in the 2017 budget to increase diversion levels and compliance with waste management plans that should, in time, contribute to an improvement in the results in this service area.

January 25, 2017

To: Members  
Board of Police Commissioners

Re: Monthly Crime Statistics – December 2016

---

### RECOMMENDATION

This report be received and filed.

### CONCLUSION

The crime statistics for the month of December 2016 reflect an increase in Crimes Against the Person of 2.4% compared to December 2015, while Crimes Against Property show a 12.5% increase compared to December 2015. Crimes Against the Person and Crimes Against Property show a combined year-to-date increase of 9.2%.

### BACKGROUND

Each month, reports providing statistics for the City of Regina are presented to the Board for their review and information. This report will provide statistics for the month of December 2016. The Communications Centre statistics are included showing the total calls for service.

### DISCUSSION

Crimes Against Property reflect an increase of 1,405 reported incidents over 2015, for an overall year-to-date increase of 12.5%. We have seen an increase of 650 reported incidents of Theft Under \$5000 for a 13.5% increase. There are 29 more reported incidents of Mischief / Wilful Damage for a 1.1% increase.

Thefts of Auto rates have increased by 172 incidents for an overall increase of 17.2% in our year-to-date statistics. The Regina Police Service in conjunction with its partners in the Stolen Auto Strategy continues to pay constant attention to this issue.

Crimes Against the Person reflect a year-to-date increase of 60 incidents over December 2015 for a 2.4% increase. There were 29 reported Robberies in December for a year-to-date increase of 58 incidents or an increase of 24.7%.

Overall the Regina Police Service has received 1,173 more reported incidents of Crimes Against the Person and Crimes Against Property combined in 2016 over 2015 for a 9.2% increase.

There were a total of 6,574 dispatched Calls for Service in December for a year-to-date increase of 2.9% and Alarm Calls for Service show a year-to-date decrease of [-16.2%].

RECOMMENDATION IMPLICATIONS

Financial Implications

None with respect to this report.

Environmental Implications

None with respect to this report.

Strategic Implications

None with respect to this report.

Other Implications

None with respect to this report.

COMMUNICATIONS

None with respect to this report.

Respectfully submitted,

A handwritten signature in blue ink that reads "Evan J. Bray". The signature is written in a cursive, flowing style.

Evan Bray,  
Chief of Police



# Regina Police Service

## Monthly Statistical Extract

Prepared  
Jan 12th  
2017

December 2016

Offence	2016 Dec	2015 Dec	2016 YTD	2015 YTD	% Change
<b>Total Crimes Against the Person <sup>1</sup></b>	<b>184</b>	<b>167</b>	<b>2567</b>	<b>2507</b>	<b>2.4</b>
Homicide	0	0	7	8	-12.5
Attempt Murder	2	6	33	13	153.8
Sexual Assaults	8	13	145	125	16.0
Sexual Crime - Other	2	0	43	37	16.2
Assaults - Level I	71	73	1044	1006	3.8
- Level II	49	30	569	648	-12.2
- Level III	1	4	52	64	-18.8
- Other Assaults	7	10	114	89	28.1
Robbery	29	14	293	235	24.7
Kidnapping / Forcible Confinement	1	1	8	10	-20.0
Criminal Harassment / Stalking	0	1	25	24	4.2
<b>Total Above Person Violations</b>	<b>170</b>	<b>152</b>	<b>2333</b>	<b>2259</b>	<b>3.3</b>

\*Crimes against person are reported by Report Date

<b>Total Crimes Against Property <sup>1</sup></b>	<b>973</b>	<b>946</b>	<b>12618</b>	<b>11213</b>	<b>12.5</b>
Arson	12	10	174	103	68.9
Total Break and Enter	111	137	1752	1594	9.9
- Residence	48	63	799	681	17.3
- Business	20	28	300	181	65.7
- Other	43	46	653	732	-10.8
Theft of Motor Vehicle	94	68	972	826	17.7
Attempt Theft of Motor Vehicle	33	15	201	175	14.9
Total Theft and Attempt Theft of Motor Vehicle	127	83	1173	1001	17.2
Theft Over \$5,000	9	6	96	63	52.4
Theft Under \$5,000	451	406	5476	4826	13.5
Mischief / Wilful Damage	155	189	2651	2622	1.1
<b>Total Above Property Violations</b>	<b>865</b>	<b>831</b>	<b>11322</b>	<b>10209</b>	<b>10.9</b>

\*Crimes against property are reported by Occurrence Date

<b>Total Crimes (Person and Property)</b>	<b>1049</b>	<b>998</b>	<b>13889</b>	<b>12716</b>	<b>9.2</b>
---	-------------	------------	--------------	--------------	------------

<b>Other Criminal Code Violations</b>					
Criminal Prostitution	0	0	2	35	-94.3
Vehicles Seized / Prostitution Related	0	0	1	4	-75.0
Controlled Drug & Substances Act	35	43	565	560	0.9
<b>Criminal Code Traffic <sup>2</sup></b>					
Impaired / Exceed	56	51	564	618	-8.7
Dangerous Drive & Other	402	405	4724	4640	1.8
<b>Traffic Tickets Issued</b>	<b>1351</b>	<b>1607</b>	<b>25204</b>	<b>26310</b>	<b>-4.2</b>
<b>ASE Tickets Issued</b>	<b>1094</b>	<b>2148</b>	<b>15861</b>	<b>27523</b>	<b>-42.4</b>
<b>Calls for Service (Comm Centre)</b>	<b>4614</b>	<b>4431</b>	<b>60969</b>	<b>60498</b>	<b>0.8</b>
Alarm Calls for Service	369	377	4119	4916	-16.2
<b>Other Calls for Service (Reports taken-no dispatch)</b>	<b>1960</b>	<b>2048</b>	<b>27932</b>	<b>25887</b>	<b>7.9</b>
<b>Total Calls for Service</b>	<b>6574</b>	<b>6479</b>	<b>88901</b>	<b>86385</b>	<b>2.9</b>

**Note 1:** Total includes categories not listed below and counts all the victims of violent violations rather than occurrences

**Note 2:** Excluded "Inspection Tickets" and "24 Hour, 30Day and 90 Day Suspensions"

\*\* Calls For Service are the total number of CAD events generated for police response. CFS totals include CAD events with type code 900 to 963 whether they are dispatched or not.

\*\* Alarms are all CAD events created for police response to alarms defined by the Regina False Alarm Bylaw. Alarm totals are included in Calls for Service totals.



# Regina Police Service

December 2016

Prepared Jan 13th, 2017

Offence	Reported	Unfounded	Actual	YTD 2016	YTD 2015	% Change
Robbery	8	0	8	84	44	90.9
Robbery - Pursesnatching	2	0	2	10	10	0.0
Robbery - Commercial	16	0	16	73	43	69.8
Robbery - Financial Institution	0	0	0	3	1	100/0
Robbery - Delivery Person	1	0	1	1	3	0.0
Robbery - Taxi	1	0	1	9	8	12.5
Robbery - Street	1	0	1	121	132	-8.3
Total Above Violations	29	0	29	301	241	24.9



# Regina Police Service

December , 2016

Appendix 2  
Traffic

	2016 Dec	2015 Dec	2016 YTD	2015 YTD	YTD % Change
<b>Tickets Issued</b>					
<i>Traffic Offence Tickets</i>	1351	1607	25204	26310	-4.2
<i>Non-traffic Offence Tickets*</i>	35	50	887	1092	-18.8
<b>Total Tickets Issued</b>	<b>1386</b>	<b>1657</b>	<b>26091</b>	<b>27402</b>	<b>-4.8</b>

<b>Automated Speed Enforcement Tickets</b>					
<i>School Zone Issued</i>	990	1932	10090	20613	-51.1
<i>High Speed Zone Issued</i>	104	216	5771	6910	-16.5
<b>Total ASE Tickets Issued</b>	<b>1094</b>	<b>2148</b>	<b>15861</b>	<b>27523</b>	<b>-42.4</b>

<b>Cell Phone Charges and Warnings</b>					
<i>Cell Phone Charges (241.1)</i>	51	44	625	661	-5.4
<i>Warning Tickets (for use of cell phone)</i>	0	0	0	2	-100.0
<b>Total Warning Tickets</b>	<b>13</b>	<b>174</b>	<b>1315</b>	<b>2759</b>	<b>-52.3</b>

	2016 Dec	2015 Dec	2016 YTD	2015 YTD	YTD % Change
<b>RID Program</b>					
<b>Total RID Phone Calls Received</b>	<b>43</b>	<b>71</b>	<b>894</b>	<b>1080</b>	<b>-17.2</b>
<i>RID interception occurrence</i>	4	5	62	88	-29.5
<i>RID Other immediate Contact**</i>	9	10	154	156	-1.3
<i>RID Letters</i>	11	32	319	490	-34.9
<b>Percentage of calls with Interventions</b>	<b>55.8%</b>	<b>66.2%</b>	<b>59.8%</b>	<b>68.0%</b>	
<i>RID dispatches(with/without intercept)</i>	33	57	719	868	-17.2
<b>RID Interception Outcomes***</b>					
<i>RID Impaired Occurrences</i>	3	3	42	67	-37.3
<i>RID Other Occurrences</i>	1	2	16	30	-46.7
<i>RID Impaired Charges</i>	5	6	81	130	-37.7
<i>RID Other Charges</i>	2	1	25	64	-60.9
<i>RID Road Side Suspensions</i>	0	0	0	3	-100.0
<b>RID Total Charges and Sanctions</b>	<b>7</b>	<b>7</b>	<b>106</b>	<b>197</b>	<b>-46.2</b>

\*Non-traffic tickets incl. tickets under the Alcohol and Gaming Regulations Act and Municipal Bylaw excluding Municipal Bylaw speeding

\*\*Other contact means the officer has spoken to the driver or owner and the call is unfounded or no related occurrence

\*\*\*Occurrences are generally an event occurring at the same place and time. Multiple charges can result from a single occurrence

COMMUNICATIONS CENTRE STATISTICS		2016 ANNUAL REPORT					
MONTH	*ADMIN CALLS OFFERED	***CALLS FOR SERVICE	911CALLS OFFERED	911 CALLS ANSWERED	911 CALLS ABANDONED	****ALARMS	
JANUARY	13806	4551	5832	4401	1431	339	
FEBRUARY	12644	4254	5008	3899	1109	340	
MARCH	13575	4661	5733	4508	1225	312	
APRIL	13867	4877	5542	4374	1168	318	
MAY	15483	5418	6238	4843	1395	357	
JUNE	15434	5462	6182	4923	1259	343	
JULY	15691	6004	6366	5248	1118	449	
AUGUST	15260	5665	6207	5325	882	388	
SEPTEMBER	14598	5228	5972	5210	762	333	
OCTOBER	14107	5277	5850	5286	564	313	
NOVEMBER	13510	4958	5603	5274	329	258	
DECEMBER	12712	4614	5713	5289	424	369	
TOTAL	170687	60969	70246	58580	11666	4119	
AVERAGE	14224	5081	5854	4882	972	343	

\*\*\*\*CFS exclude Traffic Stops, Traffic Pursuits, Subject Stops, Subject Pursuits, Private Seizures & Test Calls

\*\*\* CFS are based on midnight to midnight

As of June 1, 2010, the CFS stats DO NOT include 10-10 calls.

These statistics have been verified and should be used for all public release information.

\*\*The 911 calls answered and offered have been changed to exclude 911 test calls\*\*

# Community Crime Report Regina Police Service

Date Run: 2017/01/13 01:10:30

From: 2016/12/01

To: 2016/12/31

Crime Classes	Al Ritchie	Albert Park	Argyle Park	Boothill	Cathedral	Centre Square	Core Group	Coronation Park	Dewdney East	Dieppe	Eastview	Gardiner Park	Gladmer Park	Hillsdale	Lakeview	Market Square	McNab	Mount Royal	Normanview	Normanview West	North Central	North East	Prairie View	Regent Park	Rosemont	Ross Industrial	Rural	Sherwood Estates	Twin Lakes	University Park	Unverified Address	Uplands	Walsh Acres	Warehouse District	Wascana Park	Whitmore Park	Total
Arson	0	0	0	0	2	0	1	0	0	0	0	0	0	1	0	2	1	0	0	0	1	0	0	0	0	0	0	0	0	0	1	0	0	3	0	0	12
Assault	3	3	1	0	3	1	17	7	4	1	1	2	2	2	0	4	1	2	0	0	34	5	0	3	5	0	0	1	0	1	4	3	3	3	4	0	120
Attempt Murder	1	0	0	0	0	0	0	0	0	0	0	0	0	0	0	0	0	0	0	0	0	0	0	0	0	0	0	0	0	0	0	0	0	1	0	2	
B&E (Business)	0	1	0	0	2	1	2	0	0	0	3	0	1	0	0	0	0	0	0	0	1	2	0	0	0	5	0	0	0	0	0	0	0	2	0	0	20
B&E (Garage)	1	1	0	3	4	0	0	4	2	0	0	2	0	0	6	0	0	1	3	0	6	0	1	1	2	0	0	1	0	0	0	0	0	0	0	0	38
B&E (Other)	0	0	0	0	0	0	1	0	0	0	0	0	0	0	0	0	0	0	0	0	1	0	0	0	0	0	0	0	0	0	0	0	0	1	0	3	
B&E (Residence)	2	5	0	0	4	1	2	3	1	1	1	2	1	0	2	0	1	0	1	0	15	4	4	0	1	0	0	0	0	2	0	0	1	0	0	0	54
Controlled Drugs	0	5	1	1	1	0	6	1	3	0	0	1	0	1	0	0	0	1	0	0	2	0	0	0	0	2	0	1	0	2	0	0	3	3	1	0	35
Crimes Against Property(2150 -2166)	6	7	3	0	6	1	8	4	9	1	0	6	1	6	3	3	0	0	3	2	13	10	1	0	2	1	0	1	1	1	13	1	1	3	0	1	118
Dangerous Operation	1	1	0	0	0	0	0	3	0	0	0	0	2	1	0	1	0	0	0	0	8	1	1	1	0	1	0	1	0	0	0	0	1	1	1	0	25
Deprivation of Freedom	0	0	0	0	0	0	2	0	1	0	0	0	0	0	0	0	0	0	0	0	0	0	0	0	0	0	0	0	0	0	0	0	0	0	0	0	3
HWY Traffic Violation	6	29	10	4	10	7	16	16	11	2	5	23	2	3	6	20	0	4	1	5	63	12	2	5	2	13	0	6	4	1	29	4	10	12	7	1	351
Impaired Operation	2	3	2	0	3	1	6	5	8	1	2	1	1	3	1	2	1	0	0	0	10	6	0	0	0	0	0	0	0	1	1	0	1	2	0	0	63
Mischief	10	8	3	2	5	7	15	9	10	1	3	7	1	2	5	4	2	3	1	1	31	8	2	10	12	0	0	2	2	0	6	0	6	0	0	0	178
Offensive Weapons	0	0	0	0	1	0	1	1	1	0	0	1	1	0	0	2	0	0	0	0	3	1	0	0	0	0	0	0	0	1	2	0	1	0	0	0	16
Other Crminal Code Traffic	2	4	0	0	2	0	1	4	1	0	0	3	1	1	2	5	0	0	1	0	3	3	1	0	0	2	0	0	0	2	3	0	2	0	1	0	44

1 / 3 Note: This report includes all violations, not just the Most Serious Violation.

The crime classes are taken from the UCR so the results are contingent on the UCR reports have been completed for the time period specified.

Show Non Reportable Incidents: No

Show Unfounded Incidents: No

Show Unverified Incidents: No

# Community Crime Report Regina Police Service

Date Run: 2017/01/13 01:10:30

From: 2016/12/01

To: 2016/12/31

Crime Classes	Al Ritchie	Albert Park	Argyle Park	Boothill	Cathedral	Centre Square	Core Group	Coronation Park	Dewdney East	Dieppe	Eastview	Gardiner Park	Gladmer Park	Hillisdale	Lakeview	Market Square	McNab	Mount Royal	Normanview	Normanview West	North Central	North East	Prairie View	Regent Park	Rosemont	Ross Industrial	Rural	Sherwood Estates	Twin Lakes	University Park	Unverified Address	Uplands	Walsh Acres	Warehouse District	Wascana Park	Whitmore Park	Total	
Other Federal Statute Violations	0	0	0	0	0	0	0	0	0	0	0	0	0	0	0	5	0	0	0	0	0	0	0	0	0	0	0	1	0	0	0	0	0	0	1	0	7	
Other Theft Over	0	2	0	0	0	0	0	0	0	0	1	0	0	0	0	0	0	0	0	0	0	0	0	0	0	1	0	0	0	1	1	0	0	0	0	0	6	
Other Theft Under	4	10	1	0	11	4	9	5	14	0	0	4	1	14	1	9	2	0	3	2	19	5	2	0	3	1	0	1	3	0	7	0	3	1	3	0	142	
OtherCriminalCode (A)	1	4	6	0	4	1	24	2	4	0	1	1	2	1	2	152	0	1	1	0	18	9	0	5	1	1	0	2	3	0	3	0	6	4	0	1	260	
OtherCriminalCode (B)	0	3	0	0	1	0	1	1	1	0	0	1	0	0	0	3	0	0	0	0	1	0	0	0	0	1	0	0	0	1	0	0	0	2	0	0	16	
Provincial Statutes	0	1	0	0	1	1	5	3	2	0	1	2	0	0	1	27	1	0	0	0	1	2	0	0	0	1	0	0	0	0	1	0	0	0	0	0	50	
Sexual Assault	1	0	0	0	0	0	1	0	0	0	0	0	1	0	0	0	1	0	0	0	1	0	0	0	0	0	0	0	0	0	2	1	1	1	0	0	10	
Shoplift Under	0	14	29	0	0	6	1	0	6	0	0	14	2	0	1	10	0	0	0	1	4	6	0	0	0	0	0	0	1	0	0	0	0	5	3	0	0	103
Special Inq (8510-8640)	5	5	1	0	2	4	20	5	6	0	3	5	0	3	7	7	2	1	1	1	13	9	5	1	7	0	0	1	1	0	61	3	3	0	1	1	184	
Special Inq (8660-8814)	12	32	13	13	22	7	34	19	26	2	21	15	1	9	15	18	6	4	2	6	45	24	1	10	12	16	2	3	2	8	7	1	10	12	5	3	438	
Theft From Auto Over	0	0	0	0	0	0	0	0	0	0	0	1	0	1	0	0	0	0	0	0	1	0	0	0	0	0	0	0	0	0	0	0	0	0	0	0	3	
Theft From Auto Under	6	13	6	3	7	4	6	15	6	1	11	4	0	7	6	0	2	0	2	6	42	7	11	6	12	2	0	1	3	2	35	1	10	4	1	3	245	
Theft of Motor Vehicle VA, VT	3	4	4	3	6	1	7	7	10	2	2	7	1	3	1	2	0	0	2	2	21	14	1	7	5	2	0	2	1	0	0	0	0	2	0	1	1	124
Theft of Other Vehicle VM, VO	0	0	0	0	0	0	0	0	1	0	0	0	0	0	0	0	0	0	0	0	0	0	1	0	1	0	0	0	0	0	0	0	0	0	0	0	3	
Violence/Threat	2	2	0	0	2	1	1	3	5	0	1	0	0	0	2	1	0	1	0	0	4	6	0	0	1	1	0	1	1	1	1	0	2	0	0	0	39	

2 / 3 Note: This report includes all violations, not just the Most Serious Violation.

The crime classes are taken from the UCR so the results are contingent on the UCR reports have been completed for the time period specified.

Show Non Reportable Incidents: No

Show Unfounded Incidents: No

Show Unverified Incidents: No

# Community Crime Report Regina Police Service

Date Run: 2017/01/13 01:10:30

From: 2016/12/01

To: 2016/12/31

Crime Classes	Al Ritchie	Albert Park	Argyle Park	Boothill	Cathedral	Centre Square	Core Group	Coronation Park	Dewdney East	Dieppe	Eastview	Gardiner Park	Gladmer Park	Hillisdale	Lakeview	Market Square	McNab	Mount Royal	Normanview	Normanview West	North Central	North East	Prairie View	Regent Park	Rosemont	Ross Industrial	Rural	Sherwood Estates	Twin Lakes	University Park	Unverified Address	Uplands	Walsh Acres	Warehouse District	Wascana Park	Whitmore Park	Total
Total	68	157	80	29	99	48	187	117	132	12	56	102	21	58	61	277	20	18	21	26	361	134	33	49	66	50	2	25	22	24	177	14	71	56	28	11	2712

# Community Crime Report Regina Police Service

Date Run: 2017/01/13 01:21:02

From: 2016/01/01

To: 2016/12/31

Crime Classes	Al Ritchie	Albert Park	Argyle Park	Boothill	Cathedral	Centre Square	Core Group	Coronation Park	Dewdney East	Dieppe	Eastview	Gardiner Park	Gladner Park	Hillisdale	Lakeview	Market Square	McNab	Mount Royal	Normanview	Normanview West	North Central	North East	Prairie View	Regent Park	Rosemont	Ross Industrial	Rural	Sherwood Estates	Twin Lakes	University Park	Unverified Address	Uplands	Walsh Acres	Warehouse District	Mascana Park	Whitmore Park	Total
Arson	12	2	1	0	5	1	22	1	9	0	0	4	0	4	1	6	1	3	0	0	67	7	0	0	9	2	0	2	1	5	5	0	5	4	3	0	182
Assault	79	47	28	5	53	38	185	77	71	15	35	30	16	21	24	63	9	23	11	11	450	85	12	19	62	8	0	21	23	11	56	16	17	24	16	10	1671
Attempt Murder	4	0	0	0	0	0	4	0	1	0	1	0	0	0	0	1	0	0	0	1	9	1	0	1	0	0	0	0	0	0	2	0	0	0	1	0	26
B&E (Business)	3	14	1	0	14	10	22	2	7	2	50	17	4	7	8	9	0	0	0	1	22	8	0	0	2	67	1	0	2	4	3	2	0	20	1	0	303
B&E (Garage)	49	12	3	24	45	3	30	19	34	5	13	12	4	8	55	0	8	10	10	5	81	27	3	5	21	0	0	4	1	6	3	4	14	2	2	7	529
B&E (Other)	1	8	0	0	7	3	5	3	3	1	10	2	0	1	1	0	0	0	0	0	6	0	1	0	1	2	0	0	2	0	2	0	3	1	32	0	95
B&E (Residence)	27	47	5	5	37	16	62	35	60	2	13	41	8	18	23	4	6	11	12	3	224	37	33	10	29	2	2	10	4	51	8	6	21	1	1	8	882
B&E Motor Vehicle Firearms	0	0	0	0	1	0	0	0	1	0	0	0	0	0	0	0	0	0	0	0	0	0	0	0	0	0	0	0	0	0	0	0	0	0	0	1	3
Commodification of Sexual Activity	0	0	0	0	0	0	0	0	0	0	0	0	1	0	0	2	0	0	0	0	16	1	0	0	0	0	0	0	0	0	0	0	0	0	0	0	20
Controlled Drugs	15	33	16	1	26	18	67	26	29	3	1	9	2	7	8	26	2	4	12	7	107	26	7	3	16	12	0	8	3	3	14	5	15	17	12	5	565
Crimes Against Property(2150 -2166)	52	89	33	11	58	39	108	49	89	3	33	80	16	40	40	52	6	6	15	19	151	73	20	8	19	19	2	17	21	18	121	12	37	47	12	8	1423
Dangerous Operation	10	5	4	1	28	7	26	25	11	4	8	2	3	4	8	9	5	3	2	4	125	17	3	7	14	11	4	1	5	2	9	2	4	20	2	0	395
Deprivation of Freedom	2	1	0	0	0	0	2	0	1	0	0	0	0	0	0	1	0	0	0	1	3	1	0	0	1	1	0	0	0	0	3	1	0	1	0	1	20
HWY Traffic Violation	114	319	112	18	174	114	199	175	163	21	96	303	26	69	87	187	21	24	19	58	595	158	22	40	52	129	5	28	44	23	282	27	134	126	63	23	4050
Impaired Operation	17	28	9	8	43	11	46	45	47	4	15	16	6	13	19	25	7	9	1	5	124	38	12	11	14	20	4	10	10	7	11	3	28	17	8	3	694

1 / 3 Note: This report includes all violations, not just the Most Serious Violation.

The crime classes are taken from the UCR so the results are contingent on the UCR reports have been completed for the time period specified.

Show Non Reportable Incidents: No

Show Unfounded Incidents: No

Show Unverified Incidents: No

# Community Crime Report Regina Police Service

Date Run: 2017/01/13 01:21:02

From: 2016/01/01

To: 2016/12/31

Crime Classes	Al Ritchie	Albert Park	Argyle Park	Boothill	Cathedral	Centre Square	Core Group	Coronation Park	Dewdney East	Dieppe	Eastview	Gardiner Park	Gladmer Park	Hillsdale	Lakeview	Market Square	McNab	Mount Royal	Normanview	Normanview West	North Central	North East	Prairie View	Regent Park	Rosemont	Ross Industrial	Rural	Sherwood Estates	Twin Lakes	University Park	Unverified Address	Uplands	Walsh Acres	Warehouse District	Wascana Park	Whitmore Park	Total
Mischief	185	173	51	25	141	58	201	116	129	19	73	138	10	62	58	74	30	39	26	33	504	156	42	45	98	24	1	24	44	38	129	25	76	35	92	24	2998
Municipal ByLaws	6	7	2	1	6	1	6	1	5	0	2	2	0	3	3	3	2	0	2	0	8	11	0	0	1	0	0	0	0	0	48	0	5	1	2	0	128
Offensive Weapons	9	8	2	0	14	9	19	19	23	2	2	7	4	1	8	18	2	0	1	1	103	24	2	5	12	1	0	1	2	2	5	2	7	5	3	2	325
Other Criminal Code Traffic	16	20	10	2	17	12	34	22	25	4	13	16	4	7	12	23	2	2	3	1	87	20	7	7	7	21	2	5	6	5	14	2	10	12	11	3	464
Other Federal Statute Violations	3	5	2	0	2	3	65	4	5	0	3	3	2	0	3	106	2	3	6	0	77	17	1	2	7	2	1	1	1	1	2	1	4	3	1	0	338
Other Theft Over	0	8	0	0	2	0	1	0	4	0	6	6	0	1	5	1	0	0	0	0	3	2	2	1	1	8	0	0	0	1	8	0	0	3	0	0	63
Other Theft Under	71	129	24	16	102	74	141	71	142	17	43	85	26	63	38	94	8	13	16	21	236	65	11	8	42	23	1	9	40	11	68	5	35	34	44	8	1834
Other Criminal Code (A)	82	103	72	9	93	67	530	92	99	10	43	55	24	20	33	3049	12	63	13	13	554	131	15	25	57	17	3	16	20	3	40	11	31	57	20	5	5487
Other Criminal Code (B)	11	20	2	3	12	8	17	9	11	0	6	8	2	2	8	34	0	1	2	1	50	13	3	0	3	7	0	0	4	1	5	0	4	3	2	1	253
Prostitution	0	0	0	0	0	0	0	0	0	0	0	0	0	0	0	0	0	0	0	0	2	0	0	0	0	0	0	0	0	0	0	0	0	0	0	0	2
Provincial Statutes	55	32	9	2	39	50	355	48	59	9	22	47	17	15	22	929	7	5	5	7	260	51	10	5	23	7	1	9	15	5	37	9	10	18	21	5	2220
Sexual Assault	8	6	4	1	2	2	22	5	8	1	2	3	2	6	5	4	3	3	1	2	33	2	0	0	3	0	0	3	0	3	35	3	4	3	2	2	183
Shoplift Over	0	1	1	0	0	0	1	0	0	0	0	0	0	0	0	1	0	0	0	0	1	0	0	0	0	0	0	0	0	0	0	0	0	0	0	0	5
Shoplift Under	7	180	216	0	30	72	14	41	62	0	1	208	42	16	4	93	0	0	0	3	30	67	0	0	47	5	0	0	10	0	1	0	98	86	1	0	1334
Special Inq (8510-8640)	370	380	124	30	228	184	1054	344	460	36	153	217	76	152	202	336	78	65	67	65	1527	402	96	89	216	43	12	117	124	85	1188	92	195	75	123	56	9061
Special Inq (8660-8814)	190	327	87	66	282	101	372	287	317	38	194	188	19	106	178	231	64	44	33	71	910	212	43	84	138	245	24	71	64	115	153	35	157	144	108	42	5740

2 / 3 Note: This report includes all violations, not just the Most Serious Violation.

The crime classes are taken from the UCR so the results are contingent on the UCR reports have been completed for the time period specified.

Show Non Reportable Incidents: No

Show Unfounded Incidents: No

Show Unverified Incidents: No

# Community Crime Report Regina Police Service

Date Run: 2017/01/13 01:21:02

From: 2016/01/01

To: 2016/12/31

Crime Classes	Al Ritchie	Albert Park	Argyle Park	Boothill	Cathedral	Centre Square	Core Group	Coronation Park	Dewdney East	Dieppe	Eastview	Gardiner Park	Gladmer Park	Hillisdale	Lakeview	Market Square	McNab	Mount Royal	Normanview	Normanview West	North Central	North East	Prairie View	Regent Park	Rosemont	Ross Industrial	Rural	Sherwood Estates	Twin Lakes	University Park	Unverified Address	Uplands	Walsh Acres	Warehouse District	Wascana Park	Whitmore Park	Total
Str Racing Offences	0	0	0	0	0	0	0	0	0	0	0	0	0	0	1	0	0	0	0	0	1	0	0	0	0	0	0	0	0	0	0	0	0	0	0	0	2
Theft From Auto Over	1	0	0	0	0	1	0	4	4	0	2	3	0	1	0	0	0	0	0	0	3	1	0	0	1	4	0	0	1	2	2	0	0	3	0	1	34
Theft From Auto Under	104	153	36	29	165	56	98	141	136	8	71	153	13	78	91	44	41	17	29	33	289	160	64	59	109	46	1	28	33	148	238	27	86	51	19	37	2891
Theft of Motor Vehicle VA, VT	54	51	19	14	70	21	57	51	60	4	47	36	7	45	45	11	9	6	19	14	160	91	12	15	39	22	1	20	17	14	15	8	20	29	4	11	1118
Theft of Other Vehicle VM, VO	4	2	0	2	2	0	1	0	13	3	1	4	0	1	4	0	1	1	2	3	1	3	1	1	3	0	0	1	0	1	0	2	1	2	1	0	61
Violation Causing Death	1	0	0	0	0	0	1	0	0	0	0	0	0	0	0	0	0	0	0	0	4	0	0	0	0	0	0	0	0	0	0	1	0	0	0	0	7
Violence/Threat	25	19	11	0	20	10	52	16	31	3	9	13	4	10	10	33	3	9	4	3	111	39	5	5	13	4	0	6	6	5	25	2	6	11	4	3	530
Total	1587	2229	884	273	1718	989	3819	1728	2119	214	968	1708	338	781	1004	5469	329	364	311	386	6934	1946	427	455	1060	752	65	412	503	570	2532	303	1027	855	611	266	45936

3 / 3 Note: This report includes all violations, not just the Most Serious Violation.

The crime classes are taken from the UCR so the results are contingent on the UCR reports have been completed for the time period specified.

Show Non Reportable Incidents: No

Show Unfounded Incidents: No

Show Unverified Incidents: No

January 25, 2017

To: Members  
Board of Police Commissioners

Re: Year-End Crime Statistics Comparison 2007-2016

---

### RECOMMENDATION

This report be received and filed.

### CONCLUSION

There were 20,114 total police-reported crimes<sup>1</sup> in Regina in 2016, which was 6.6% more than in the previous year but 12.1% fewer when compared to ten years earlier. The increase in total crime compared to 2015 was driven primarily by increases in Property Crime, specifically Motor Vehicle Theft (+17.2%), Theft (+14.0%) and Break and Enter (+14.0%). There was also a substantial increase in Robbery (+24.7%).

### BACKGROUND

Twice each year, once at mid-year and once at year-end, the Regina Police Service provides an analysis of reported crime in Regina over the previous ten-year period. This report compares data compiled from January 1 to December 31 for the period of 2007 through 2016.

Measuring crime statistics over time is effective for identifying trends. Data is gathered in the same manner each year to ensure the analysis is reliable. Absolute crime counts, rather than crime rates or crime severity, are the basis of this analysis.

These statistics are not intended for comparison with other jurisdictions that may use different methodologies or have different reporting criteria.

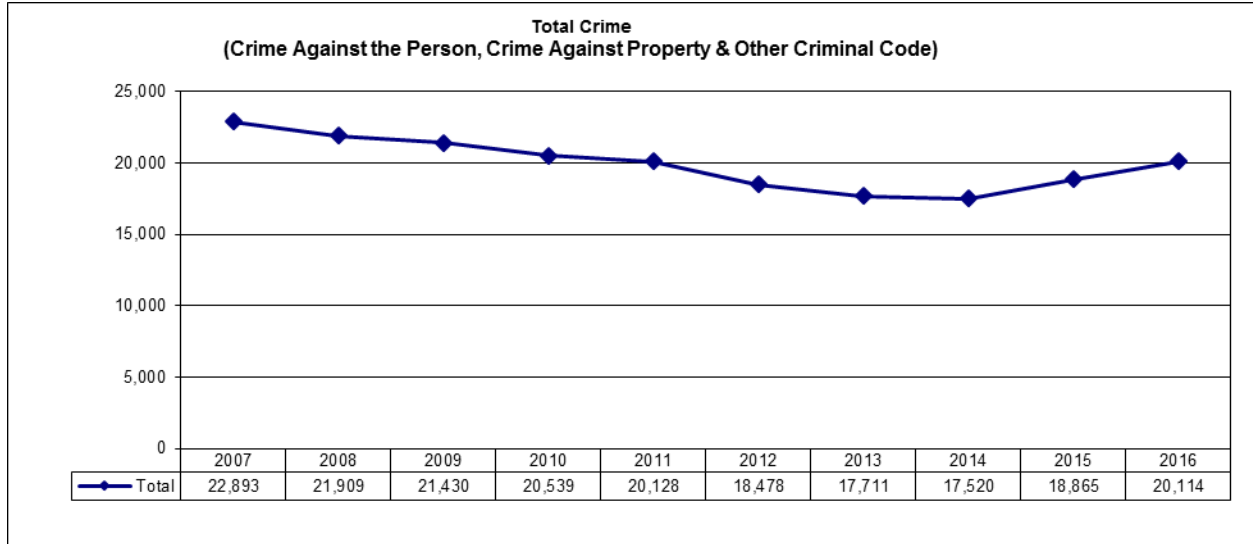
### DISCUSSION

#### *Total Crime*

The 20,114 reported Total Crime in 2016 were 6.6% more than in 2015 but 12.1% fewer than in 2007.

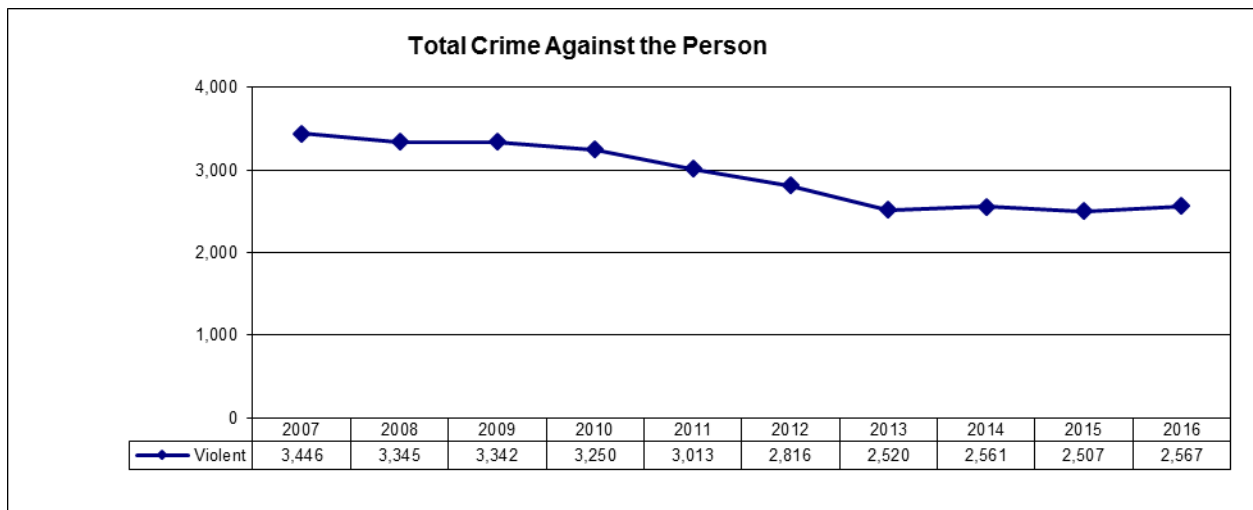
---

<sup>1</sup> Total Crime is an account of Crimes Against the Person, Crimes Against Property, and Other Criminal Code violations only. Criminal Code Traffic and the Controlled Drugs and Substances Act offences are excluded from this total. These same categories are excluded from the Crime Rate released by Statistics Canada each year.

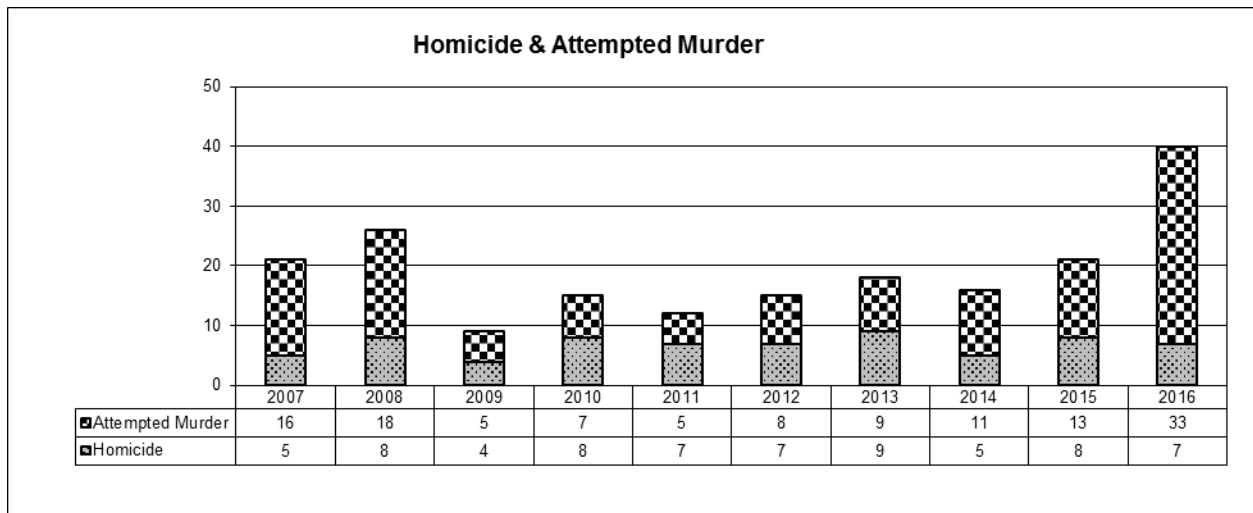


### *Crime Against the Person*

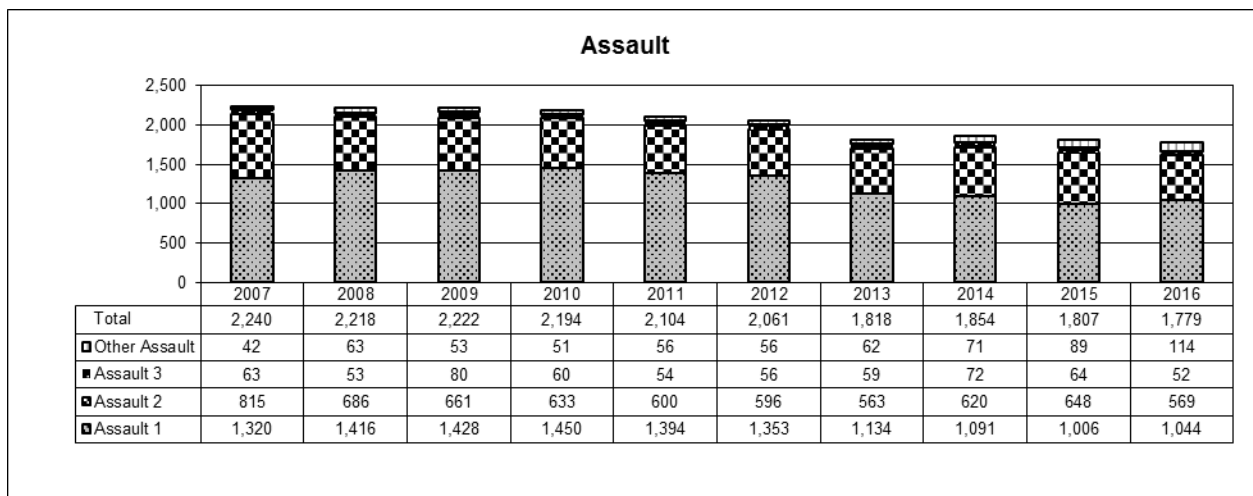
The 2,567 reported occurrences of Crime Against the Person in 2016 were 2.4% more than in 2015 but 25.5% fewer than in 2007.



There were 7 Homicides and 33 Attempted Murders in 2016. The average number of Homicides per year over this ten-year period was 7 and the average number of attempted murders was 13.

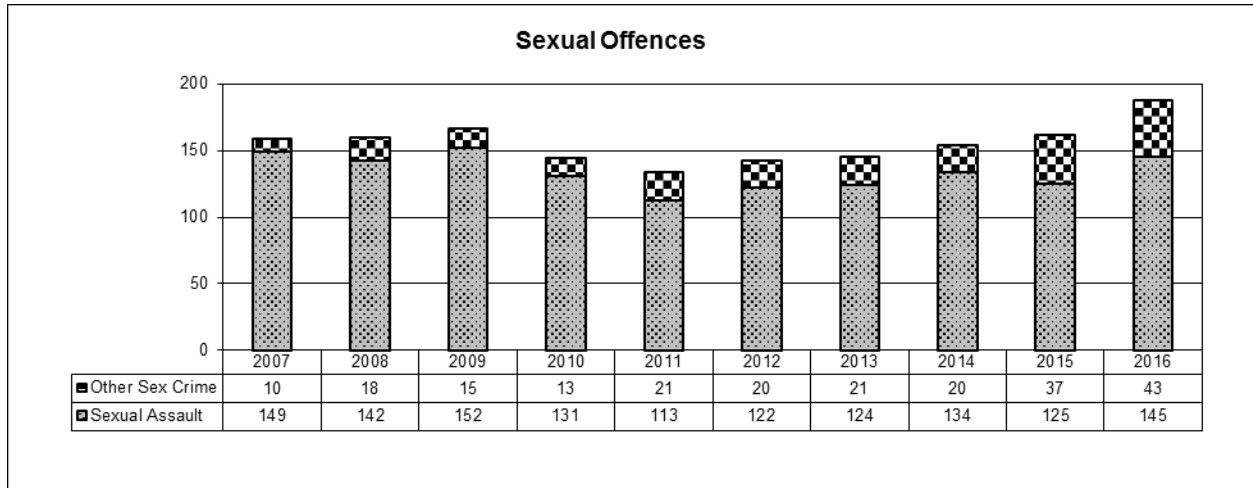


There were 1.5% fewer total reported Assault<sup>2</sup> occurrences than in 2015 and 20.6% fewer than in 2007.

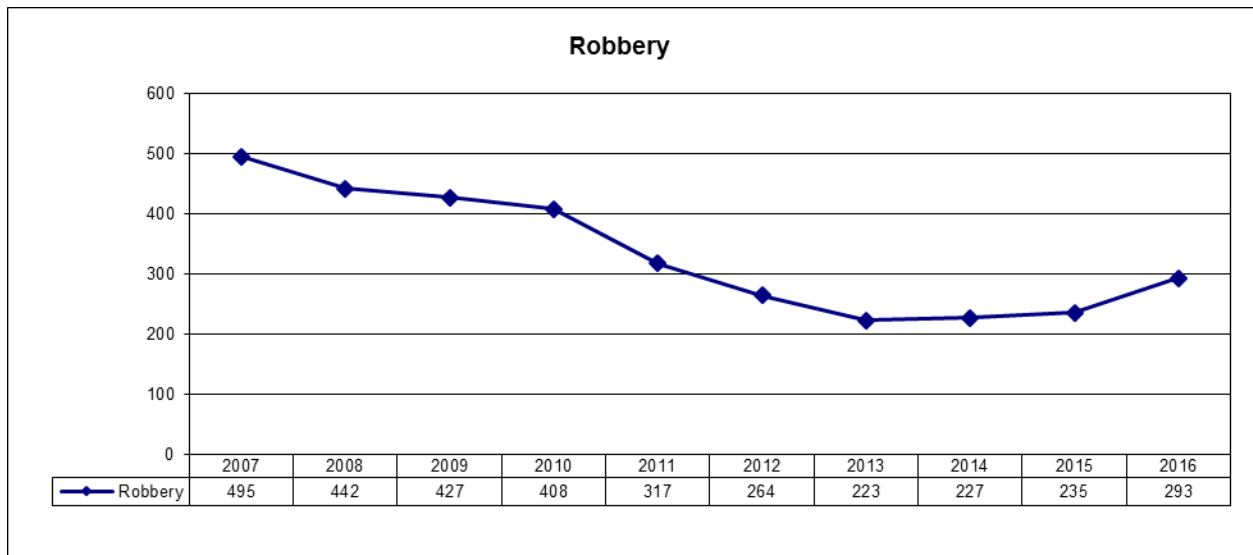


<sup>2</sup> Assault 1, or common assault, occurs when one person applies force or threatens to apply force to another person. This may include gestures, physical pushing or a threatening act and often results in little to no physical harm to the victim. Assault 2, or assault with a weapon or causing injury, occurs when there is an injury to the victim either caused by force of another person or the result of a weapon. Assault 3, or aggravated assault, is the most severe type of assault which causes serious injury to the victim that may endanger their life.

There were 16.0% more Sexual Assault<sup>3</sup> reported than in 2015 but 2.7% fewer than in 2007. There were 43 Other Sex Crime offences in 2016, which was higher than the 10-year average of 22 offences.



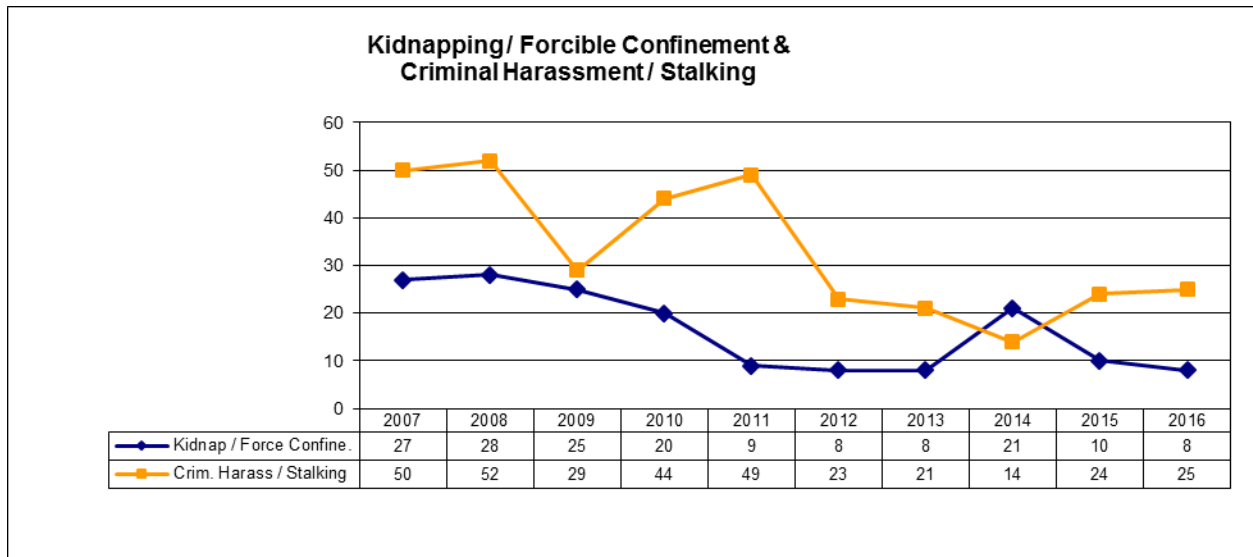
There were 24.7% more Robbery occurrences than in 2015 but 40.8% fewer than in 2007.



<sup>3</sup> The crime category Sexual Assault includes Sexual Assault, Sexual Assault with a Weapon, and Aggravated Sexual Assault.

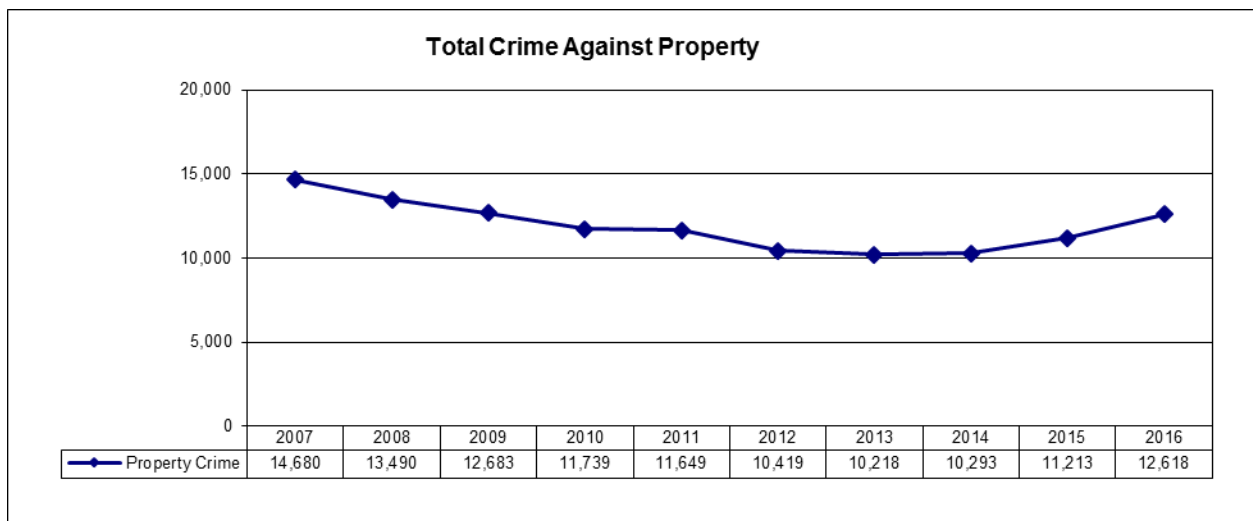
There were 10 occurrences of Kidnapping / Forcible Confinement in 2016, which was lower than the 10-year average of 16.4.

There were 25 occurrences of Criminal Harassment / Stalking in 2016, which was lower than the 10-year average of 33.1.

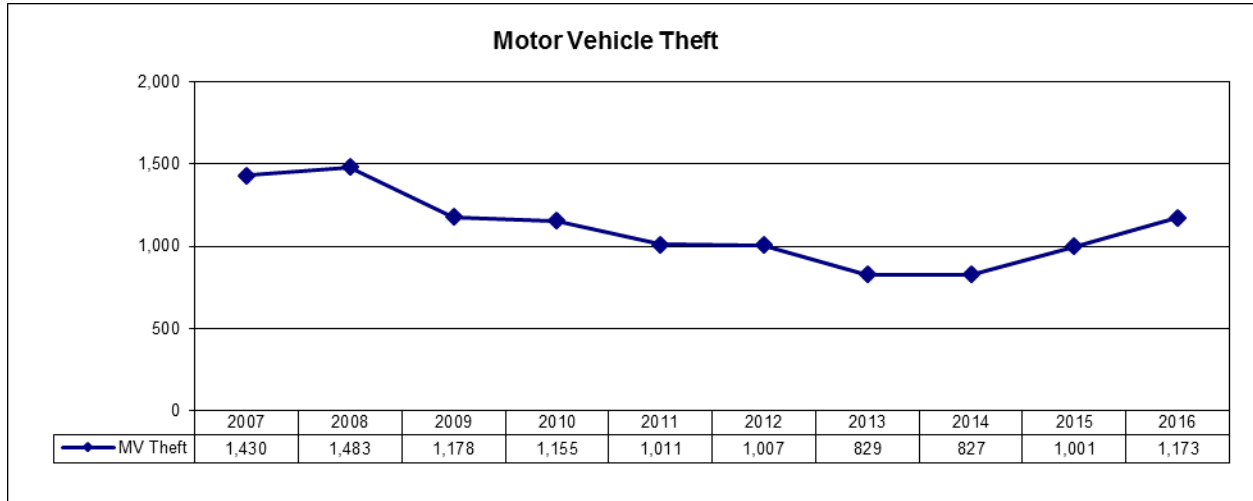


### *Crime Against Property*

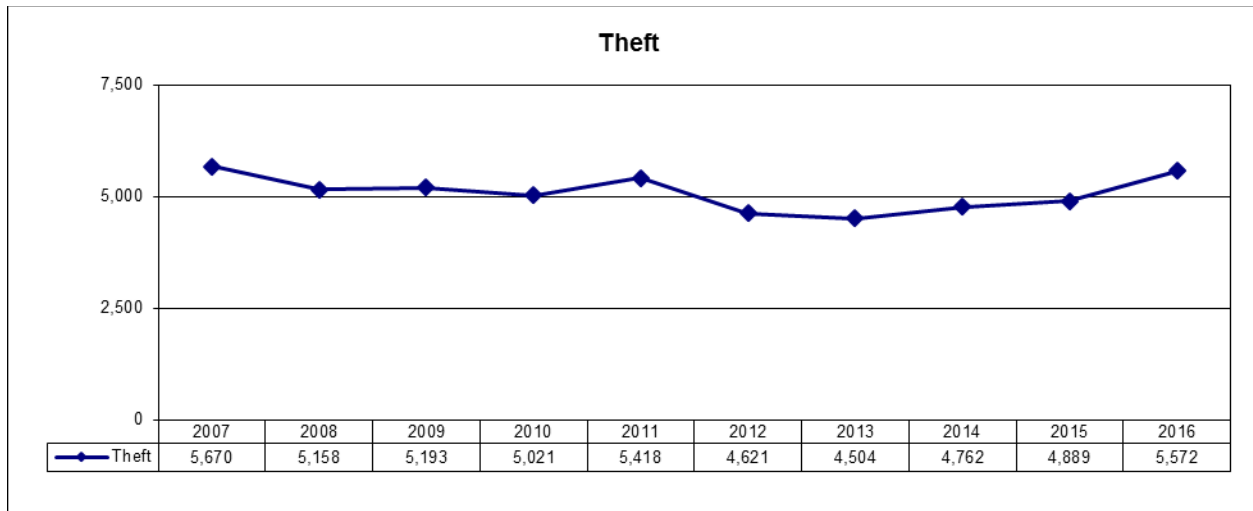
The 12,618 reported occurrences of Crime Against Property in 2016 were 12.5% more than in 2015 but 14.0% fewer than in 2007.



There were 17.2% more occurrences of Motor Vehicle Theft (which includes attempted theft) than in 2015 but 18.0% fewer than in 2007.

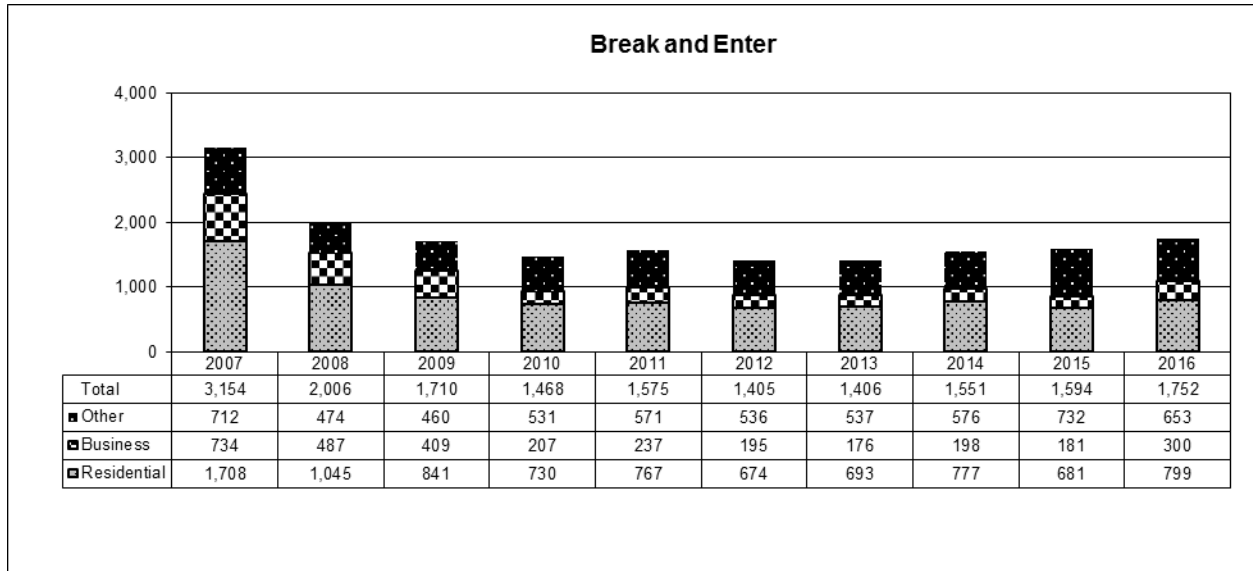


There were 14.0% more occurrences of Theft than in 2015 but 1.7% fewer than in 2007.

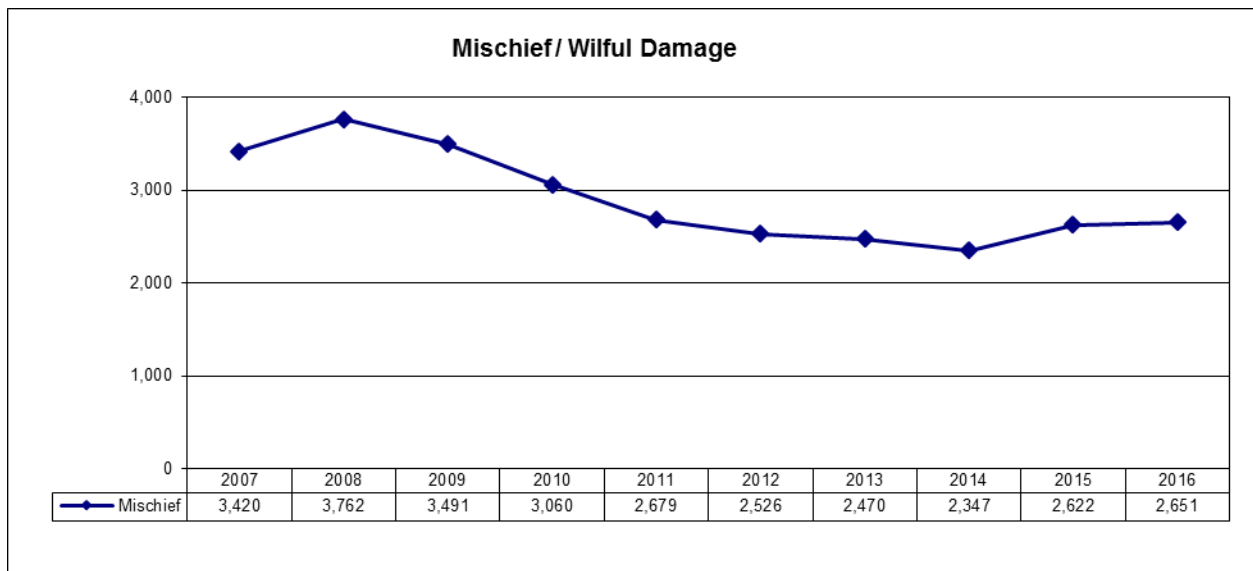


There were 9.9% more Break and Enter occurrences than in 2015. This total includes 17.3% more residential Break and Enter, 65.7% more business Break and Enter, and 10.8% fewer other Break and Enter (such as sheds and detached garages).

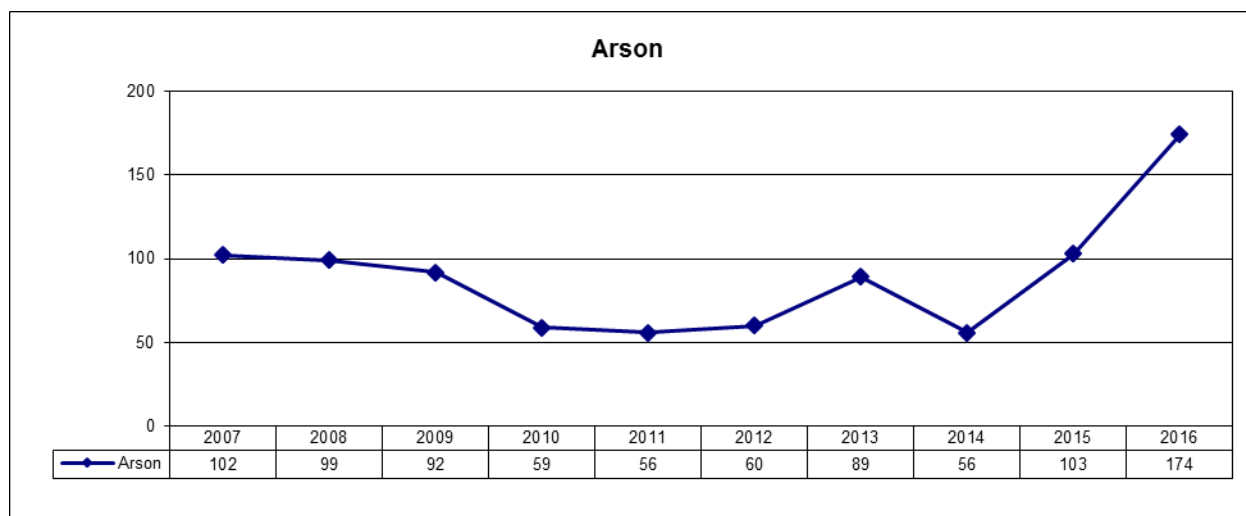
Compared to 2007, however, there were 44.5% fewer total Break and Enter occurrences.



There were 1.1% more Mischief / Wilful Damage occurrences than in 2015 but 22.5% fewer than in 2007. There were 415 incidents of Graffiti (a sub-category of Mischief) in 2016, which accounted for about one of every six Mischief incidents.

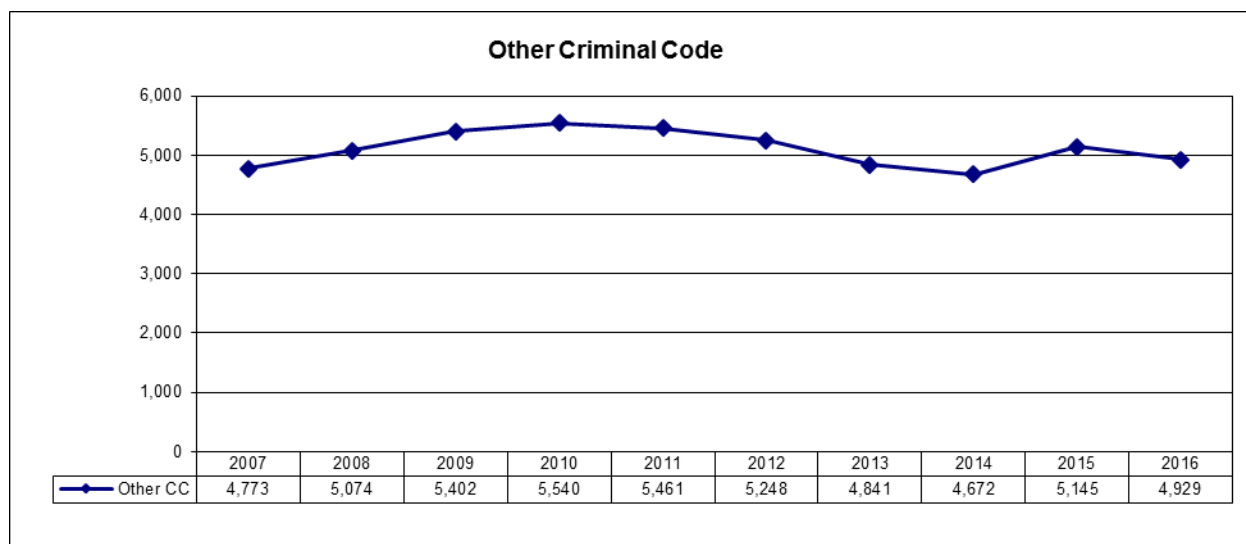


There were 174 Arson occurrences in 2016, which was higher than the 10-year average of 89. This increase is partly explained by improved communication protocols between the Regina Police Service and Regina Fire & Protective Services regarding minor suspicious fires.



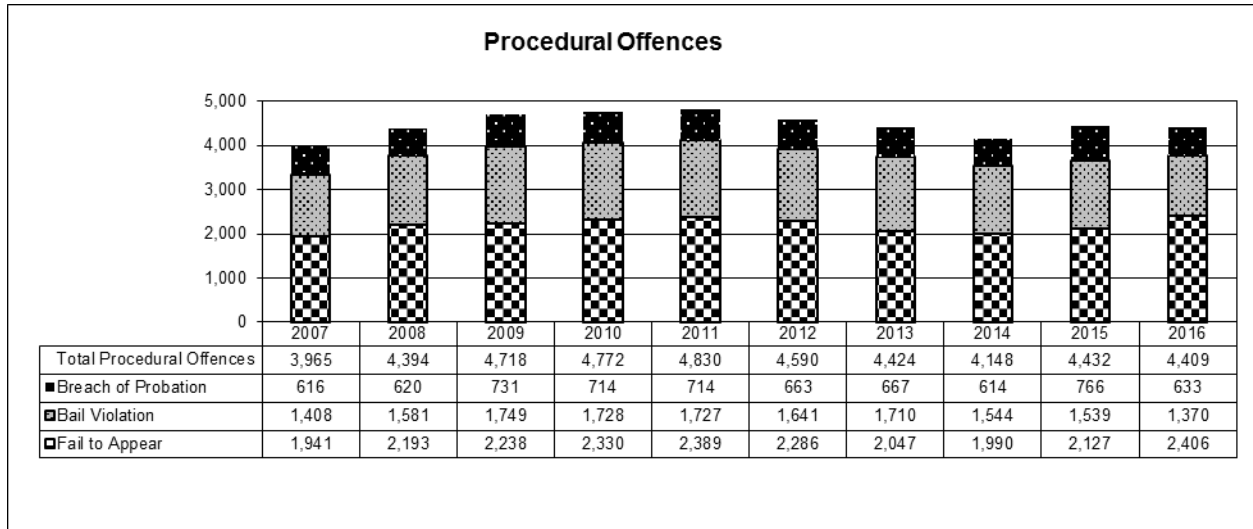
#### *Other Criminal Code Violations*

The 4,929 Other Criminal Code<sup>4</sup> were 4.2% fewer than in 2015 but 3.3% more than in 2007.

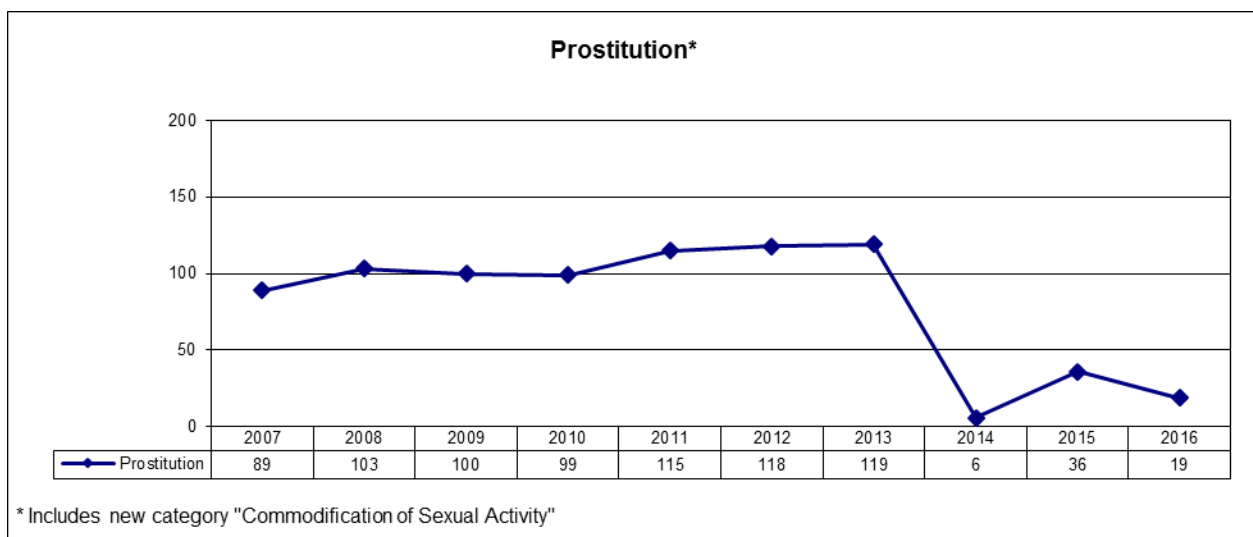


<sup>4</sup> The crime category Other Criminal Code Violations includes: procedural violations, offensive weapons violations, prostitution, counterfeiting currency, and gaming and betting.

Procedural Offences make up almost nine-tenths of Other Criminal Code violations. There were 0.5% fewer Procedural Offences in than in 2015 but 11.2% more than in 2007. This 10-year increase is primarily due to a 24.0% increase in Fail to Appear occurrences over that time period.

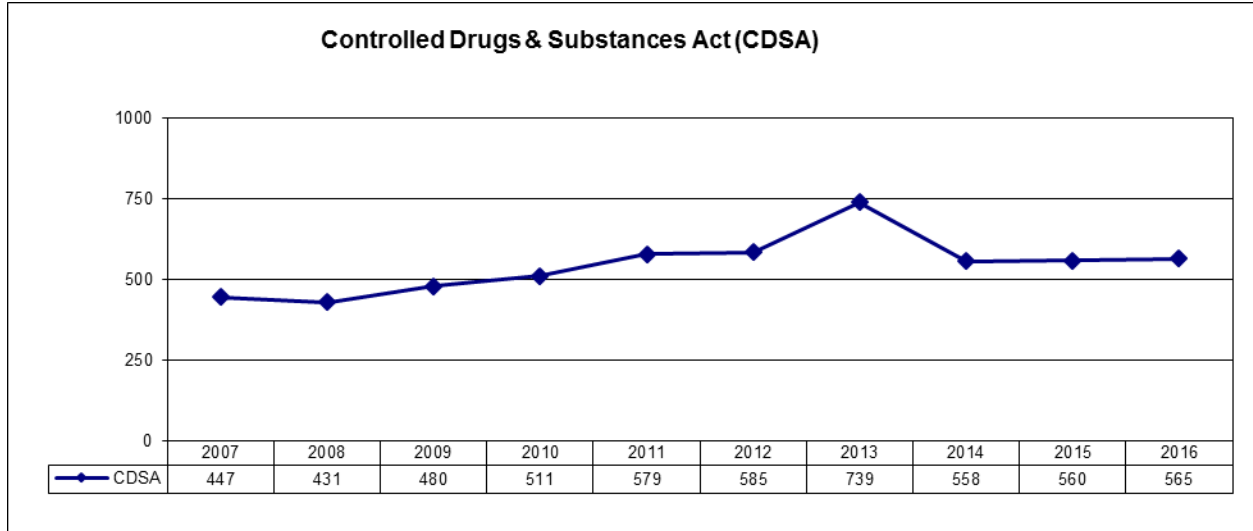


There were 19 Prostitution offences in 2016, which was below the 10-year average of 80 occurrences. Parliament developed new Prostitution legislation (Bill C-36), which was implemented on December 6, 2014, which includes the crime category “Commodification of Sexual Activity.”



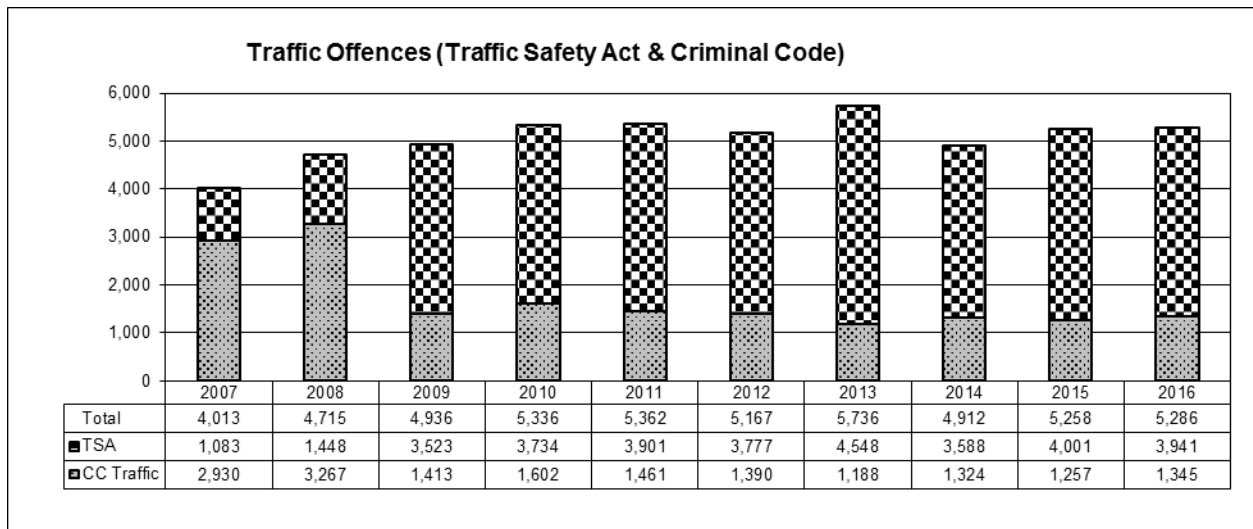
### *Controlled Drugs & Substances Act (CDSA) & Traffic*

There were 0.9% more CDSA occurrences than in 2015 and 26.4% more than in 2007.

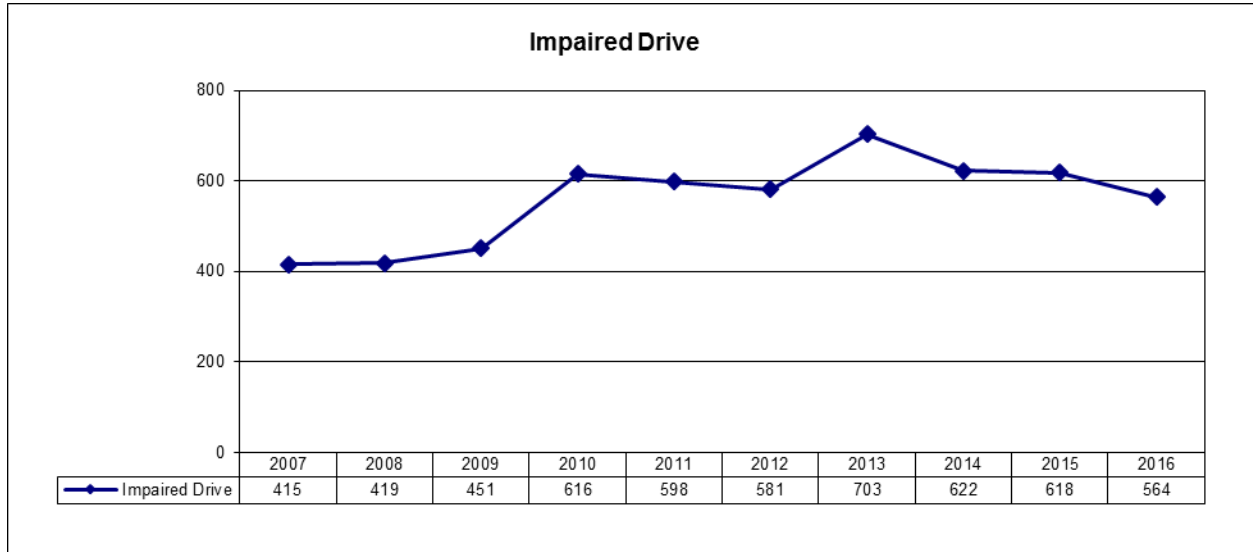


There were 0.5% more Traffic occurrences under the provincial Traffic Safety Act or Criminal Code compared to 2015 and 31.7% more than in 2007.

Previous to 2009, reports of unexplained vehicular damage were taken as the Criminal Code offence ‘Failure to Stop or Remain’ (Hit and Run). Following a best practices review and consultation with SGI, such reports are no longer classified as a Criminal Hit and Run unless evidence exists of intent to flee the scene of a vehicular collision by an offending party. Instead, most of these reports now fall under the Traffic Safety Act offence ‘Fail to Report MVA / Property Damage.’



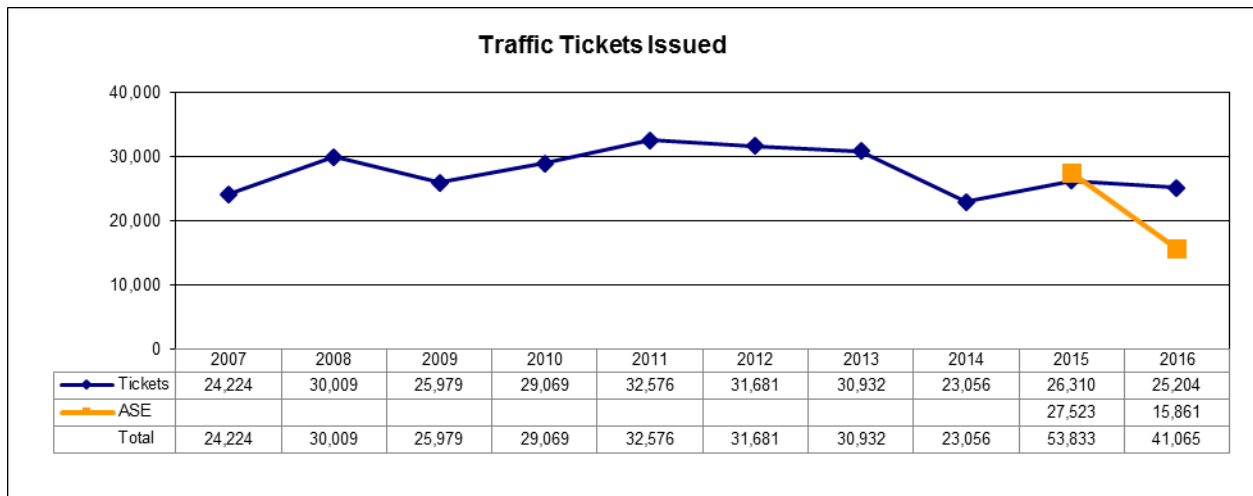
There were 8.7% fewer Impaired Drive occurrences than in 2015 but 35.9% more than in 2007.



There were 4.2% fewer Traffic Tickets<sup>5</sup> issued than in 2015 but 4.0% more than in 2007. This count does not include those issued through Automated Speed Enforcement (ASE).

Tickets through ASE began being issued in March 2015. There were 42.4% fewer tickets issued in 2016 than in 2015.

Combining both categories, there were 23.7% fewer issued than in 2015 but 69.5% more than in 2007.

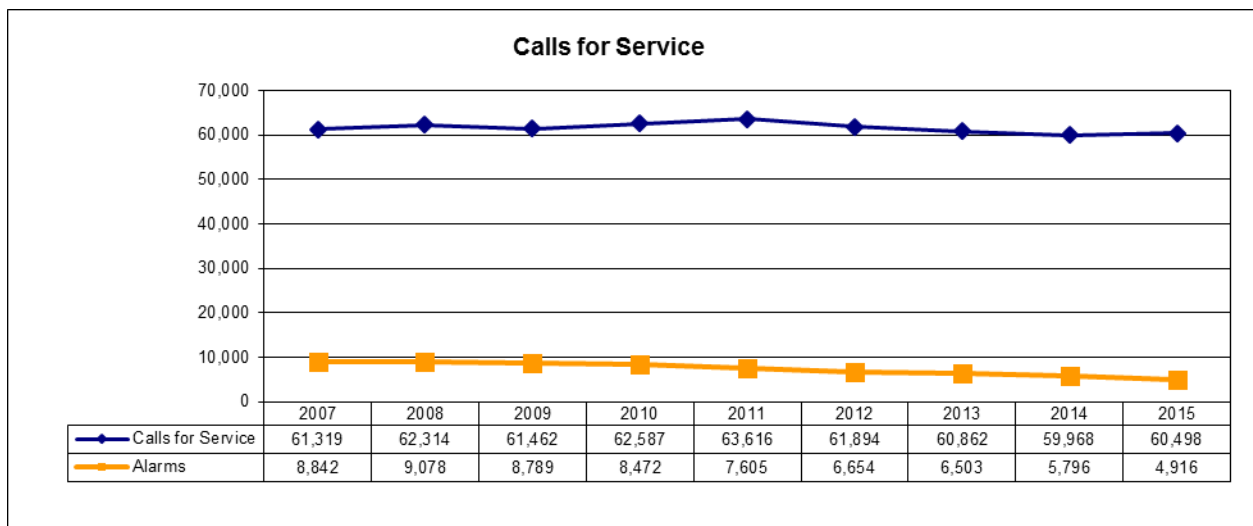


<sup>5</sup> The category Traffic Tickets Issued includes red light traffic tickets but excludes photo speed enforcement, inspection tickets and 24 hour, 30 day, and 90 day suspensions.

### *Calls for Service*

There were 0.8% more Calls for Service recorded by the Communications Centre in 2016 than in 2015 but 0.6% fewer than in 2007. Overall, the total number of calls for service tends to remain relatively stable.

Alarm Calls decreased by 16.2% compared to 2015, continuing the reductions that have occurred since the Regina False Alarm Bylaw went into force in 2005. Over the last decade, there has been a decrease in Alarm Calls for Service of 53.4%. Alarm Calls made up 1 out of every 7 Calls for Service in 2007 but that has been reduced to 1 out of every 14 Calls for Service in 2016.



## RECOMMENDATION IMPLICATIONS

### Financial Implications

None with respect to this report.

### Environmental Implications

None with respect to this report.

### Strategic Implications

None with respect to this report.

### Other Implications

None with respect to this report.

COMMUNICATIONS

None with respect to this report.

Respectfully  
submitted,

A handwritten signature in blue ink that reads "Evan J. Bray". The signature is written in a cursive, flowing style with a prominent initial "E".

Evan J. Bray,  
Chief of Police

January 25, 2017

To: Members  
Board of Police Commissioners

Re: Letters of Appreciation and Social Media Feedback

---

**RECOMMENDATION**

This report be received and filed.

**CONCLUSION**

Copies of letters and Social Media feedback are being filed with the Board for information purposes.

**BACKGROUND**

The attached copies of letters have been received from the following:

- KIN 180 Students, University of Regina
- Yev Khovrenkov
- Social Media Feedback for December[various]

**DISCUSSION**

Comments pertaining to any specific letter or Social Media feedback are welcome.

**RECOMMENDATION IMPLICATIONS**

**Financial Implications**

None with respect to this report.

**Environmental Implications**

None with respect to this report.

**Strategic Implications**

None with respect to this report.

**Other Implications**

None with respect to this report.

COMMUNICATIONS

Copies of letters and Social Media feedback are forwarded to:

- Member
- Supervisor
- Human Resources for personal file
- Department bulletin board

Respectfully submitted,

A handwritten signature in blue ink, reading "Evan J. Bray". The signature is written in a cursive, flowing style.

Evan J. Bray,  
Chief of Police

Chief Bray,

Hi, my name is Lauren and I am a Kinesiology student at the University of Regina. On behalf of my KIN 180 class I would like to thank-you for your contribution to the Saskapalooza volleyball tournament. You took off financial stress by allowing our student coaches a free criminal record check.

Sincerely,

KIN 180 students

**Custom Email Form on Regina Police Service Website**

[REDACTED]

Sent: December 8, 2016 8:37 PM

To: RPS

---

IP Address: 64.201.207.55

From: [REDACTED]

Phone: [REDACTED]

Address: [REDACTED]

Message Body:

Hello Regina Police,

Even though it might seem unusual, but I would like to thank CST Hawker for issuing me a ticket.

My driver's license was expired and she saved all of us a lot of trouble by "catching" this oversight.

She was extremely professional and courteous along the way.

Thank you.

Merry Christmas and Happy Holidays!

[REDACTED]

--

This mail is sent via contact form on Regina Police Service

<http://www.reginapolice.ca/>

DEC 12 2016  
CST. HAWKER,  
I think it is significant  
to note you issued a ticket in  
this incident, yet clearly made  
a positive impact on the person  
involved. Thank you for your  
professionalism and attention to safety  
in Regina!


Evan Bray

### **Social Media Feedback**

*We always receive a lot of positive comments, messages, tweets, etc. from the public, on the great job our officers are doing in the community. We're now going to scale it back a bit and only show a handful of the positive posts from social media in these reports. We have also included a few posts from our Instagram feed, which has over 3,700 followers (and growing), and is a great way to quickly share photos. We should also note that our Instagram feed has a lot of younger followers, making it a great way to reach out to more users and share our messages.*

## Social Media Feedback: Facebook– December 2016

The 2nd annual Regina CopShop was a great success, with 20 kids getting the opportunity of a shopping spree with one of our officers! Each kid received the following, courtesy of the Cornwall Centre: a free new winter coat from Sears Canada, free Team Canada / Équipe Canada mitts from Hudson's Bay, free jeans from the Gap, a \$10 Dollarama gift card, and a \$200 Cornwall Centre gift card to [shop](#) anywhere in the mall! Various stores also gave discounts to the kids today to help ... [See More](#)



7,246 people reached

Boost Post

Like Comment Share

Allishia Marie DeSarno, Moiz Uddin and 960 others

Chronological ▾

141 shares

[View previous comments](#)

52 of 58



**Vicki Kaminski** I love the role models our officers are for our children! The more positive involvement and interaction the police have with our youth can only help. Kudos to you all!

Unlike · Reply · Message · 4 · December 7, 2016 at 5:59pm



**Heather Johnson** Now this is what Christmas is all about!



## Regina Police Service

Published by Kim Schmidt [?] · December 12, 2016 at 3:53pm · ❄️

Slightly cliché yet too cute not to share!

This little sweetheart bought doughnuts and coffee for officers (with her own money!) and brought them over to the station last night. 😊👮🍩 On behalf of all the officers who were working last night and enjoyed the snack, thank you!



54,698 people reached [Boost Post](#)

Like Comment Share

Moiz Uddin, Dorothy Krafve and 1.7K others [Chronological](#)

108 shares

[View previous comments](#) 52 of 65

**Sherry McIntyre** Grandma is so very proud of you Shayla. ❤️  
Like · Reply · Message · 5 · December 12, 2016 at 4:34pm  
 1 Reply

**Dave Laing** Awesome little lady  
Like · Reply · Message · December 12, 2016 at 4:36pm

**Debbie Parpat-Turnbull** that is carl and my granddaughter how sweet of her  
Like · Reply · Message · 1 · December 12, 2016 at 4:39pm

**Haylee Cooper** Bahahaha! To cute!!  
Like · Reply · Message · December 12, 2016 at 4:45pm

**Doreen Kearns** Awe that was so sweet of her ..she knows you guys work darn hard and it is a wonderful way to repay you  
Like · Reply · Message · 1 · December 12, 2016 at 4:46pm

**Jeness V. Gottinger** She is the sweetest!  
Like · Reply · Message · December 12, 2016 at 4:46pm

**Shelby Lyons** Are you freaking kidding me Ashley McIntyre that is so adorable!!!!!!  
Like · Reply · Message · 2 · December 12, 2016 at 4:55pm

**Paula Brann** I believe officers deserve coffee and donuts on their breaks too! Fight the cliché! What a sweet little girl with such a kind heart!  
Unlike · Reply · Message · 2 · December 12, 2016 at 4:55pm

**Steve Stettner** Awesome.  
Like · Reply · Message · December 12, 2016 at 5:06pm

12:20PM



Thank you guys so much! Your social media team is awesome  
Thanks for getting back to me  
love ya guys  
Keep up the good work RPS 😊



**Regina Police Service** added 13 new photos to the album: K9 Cops for Kids 2016 — at Regina General Hospital.

Published by Kim Schmidt (?) · December 20, 2016 at 10:18am · ✱

Two officers from the Regina Police Service K9 Unit, as well as a K9 Conservation Officer from Prince Albert visited the Regina General Hospital on Monday (December 19, 2016) afternoon with a few RPS canines and stuffed toys for the children up on 4F. The kids loved meeting DDD Kruz and PSD Axle and loved their stuffies.

Regina General Hospital Regina Qu'Appelle Health Region



15,258 people reached

Boost Post

Like Comment Share

Trish Derbyshire, Whitney Schigol and 734 others

Chronological

86 shares



**Mia Elisabeth Fogarty** You guys are awesome, i was on 4f for weeks with my daughter this past summer the staff there are truly amazing and they try to brighten the kids days in any way they can....then you guys show up i could only imagine the excitement....Merry Christmas to you all! GOD BLESS.....

Unlike · Reply · Message · 1 · December 20, 2016 at 10:37am



**Derrick Lemioer** Right on that's great too see



**Regina Police Service**

December 20, 2016 at 3:09pm · ✱



Please watch & share our Christmas PSA from sworn & civilian members of the RPS. Arrive alive, don't drink & drive. #ArriveAlive #DontDrinkAndDrive #yqr #yqrtraffic SGI  
<https://vimeo.com/196478997>



33,497 people reached

**Boost Post**



163

9 Comments 295 Shares



**Robin Alice Roenspiess** Thank you for caring.

Unlike · Reply · Message · 1 · December 20, 2016 at 5:01pm



**Sharon Nagy**



Unlike · Reply · Message · 1 · December 20, 2016 at 5:13pm



**Angela Prettyshield** Excellent work!

Unlike · Reply · Message · 1 · December 20, 2016 at 8:01pm



**Jan Ruse** Thank you so much

Unlike · Reply · Message · 1 · December 21, 2016 at 12:25am



**Alain Clermont** This is great



**Regina Police Service** shared TRiP's post.

Published by Kim Schmidt [?] · December 22, 2016 at 3:52pm · \*

The TRiP team is a wonderful bunch, helping lots of Regina youth out with positive lifestyle choices. Cst Seiferling & Cst Lalach were out in their "elf gear" delivering gifts today, and Chief Evan Bray tagged along to visit his buddy Colton from the #CopShopYQR event that took place in the Cornwall Centre on December 7th. Way to go TRiP & Chief Bray!



TRiP added 4 new photos.

Published by Melinda Lalach [?] · December 22, 2016 at 3:30pm · 🌐

Over the last two days TRiP staff elves delivered Christmas cheer to some of our TRiP kids. In addition, Colton got a surprise visit from his CopShop buddy Chief Bray!  
#yqtrip #reginapolice #merryTRiPmas

6,552 people reached

**Boost Post**

👍 Like    💬 Comment    ➦ Share



👍❤️ Marg Parr, Jason Whitecap and 63 others

Chronological ▾



**Kimberly Brown** Thank you for every you do for our kids Cornelia! Have a wonderful Christmas to everyone on the Trip team!

Unlike · Reply · Message · 🌟 1 · December 25, 2016 at 6:52pm

SAT 4:55PM

Merry Christmas to you all keeping our city safe. May you all have a Merry Christmas and Happy New year. Be safe

SAT 1:03PM

Just wanting to wish you all a very Merry Christmas. Thank you for all you do and thank you to all your families that miss seeing you this holiday season while you keep us all safe and sound!

TUE 10:35AM



I just want to send a big thank you to Badge 838 for his professional and good-natured attitude while attending the vehicle collision yesterday at Quance & Starlight. It was really appreciated out in the cold 😊

Merry Christmas and happy new year to the great unsung heroes. I wish you all the best and thank you for keeping our streets safe.



## Regina Police Service

Published by Kim Schmidt [?] · December 28, 2016 at 4:29pm · ❄️

The Evidence Management Unit (EMU) raised over \$400 selling snowman & snowflake decorations in their office for the Regina Humane Society over the month of December, and officers in the officer's work area also had a collection going, giving a total combined donation of \$515.30! #yqr #community



8,494 people reached

Boost Post

👍 Like

💬 Comment

➦ Share



👍❤️😱 Angelina Lunde, Bonnie Yandea and 105 others

Chronological ▾

2 shares



**Greg Fleet** Great job.

Unlike · Reply · Message · 🇺🇸 1 · December 28, 2016 at 4:50pm



**Gail McCracken** WTG!

Unlike · Reply · Message · 🇺🇸 1 · December 28, 2016 at 5:07pm



**Bevera Allan** Good job!

Unlike · Reply · Message · 🇺🇸 1 · December 28, 2016 at 5:13pm



**Deb Holfeld** ❤️

Unlike · Reply · Message · 🇺🇸 1 · December 29, 2016 at 8:58am

Social Media Feedback: Twitter – December 2016



**Regina Police** @reginapolice · 7 Dec 2016

On Dec 6, @vaughnschofield also presented Sgt Strueby with the International Peace Operations Commemorative Coin. #peacekeeping



1 9 23



**Regina Police** @reginapolice · 7 Dec 2016

On December 6, @vaughnschofield presented Super. Morin with her 30 Year Service Bar & S/Sgt Walter with his 20 Year Exemplary Service Medal



1 8



**Regina Police** @reginapolice · 7 Dec 2016

Our team of officers & @YQRTRiP members, ready for #CopShopYQR! #yqr



13 38



**Regina Police** @reginapolice · 7 Dec 2016

...and we're off! Riding in style to pickup the kids from their schools! Thanks @CarpeDiemLimo for the ride! #CopShopYQR #yqr



17 53



**Regina Police** @reginapolice · 7 Dec 2016

Jacket shopping at Sears for their FREE winter coat! Thanks @SearsCA!  
#CopShopYQR #yqr



← ↻ 12 ❤️ 48 📊 ⋮



**Regina Police**  @reginapolice · 7 Dec 2016

Getting a pair of FREE Bay @TeamCanada mitts at @hudsonsbay! #perks  
#CopShopYQR #yqr



10



41





**Regina Leader-Post** @leaderpost · 8 Dec 2016

CopShop with @reginapolice gives kids chance to buy Christmas gifts for their families [ow.ly/Tg3Y306UYiy](https://ow.ly/Tg3Y306UYiy) #yqr



**Cop Shop gives kids chance to buy Christmas gifts for their families**

Twenty kids descended on the mall on Wednesday with cops to buy Christmas presents as part of the annual Cop Shop with Cornwall Centre.

[leaderpost.com](http://leaderpost.com)



14



28





**Seven Stones School** @7Stones\_School · 14 Dec 2016

Tks Const. Claude for helping us spread the joy of the season with our Treasure Store! @RegPublicSchool @reginapolice





**Albert School** @Albert\_School · 14 Dec 2016

THANK YOU!! To all those involved with the Christmas Lunch today!

@doubletree @sskroughriders @reginapolice @Regina\_Fire @SaskPolytech



9



43





**Regina Police** ✓  
@reginapolice

This afternoon, Cst. Longman delivered ~60 "Blessing Bags" to folks at [@CarmichaelOR](#), made by his family & neighbours in White City. [#yqr](#)



RETWEETS  
26

LIKES  
63



3:08 PM - 15 Dec 2016

You, Carmichael Outreach and City of Regina

1 26 63



Reply to [@CarmichaelOR](#) [@CityofRegina](#)



**Carmichael Outreach** [@CarmichaelOR](#) · 15 Dec 2016

[@reginapolice](#) [@CityofRegina](#) - thanks Cst. Longman. Our folks appreciated the personal items.

1 2



**Regina Police** @reginapolice · 15 Dec 2016

Sending a shout-out to Cst. Costanza for hanging out at @ThomsonSchool yesterday with the students! #yqr #communitypolicing



You, ReginaPublic Schools and Thomson School

1 2 12



**Dayne Wielgoz**

@DayneWielgoz



Following

@reginapolice @ThomsonSchool  
@RegPublicSchool Cst Costanza rocks!

9:03 PM - 15 Dec 2016



**Evan Bray** @evanjbray · 15 Dec 2016

@reginapolice proud to help serve the North Central Community Centre's Christmas Supper! #community #giving #together



1



15



51





**Safimod**  
@Safimod



Following

@reginapolice - thanks for keeping our streets safe and our social media entertaining. Happy holidays to you and yours!

RETWEETS  
4

LIKES  
15





**Regina Police** @reginapolice · 21 Dec 2016

Coming to a full stop at stop sign? That's a @TimHortons card! #xmastweets #yqrtraffic #yqr



Cst. Warnar, Cst. Britt Clement and Moose Jaw Police



2



19



70



**Declan Slater**

@TheGuyBackstage



Follow

@reginapolice @TimHortons @RPSTrafficUnit  
@CstBrittainy @MJPolice I wanna get stopped  
by the police now!! :(

LIKES

7



**Cst. Britt Clement** @CstBrittainy · 21 Dec 2016

@TheGuyBackstage @reginapolice @TimHortons @RPSTrafficUnit @MJPolice  
I don't think I have ever heard that before! #thatsafirst



3



(On December 21<sup>st</sup>, Traffic officers Cst Warnar (Regina Police) and Cst Clement (Moose Jaw Police) teamed up to give out positive tickets! Calling it “Christmas Tweets” (as they were twitter officers, giving out “treats”), they spent their morning in Regina and afternoon in Moose Jaw, giving out \$5 Tim Hortons gift cards and toys (teddy bears, stuffies, toy cars) if the parents were driving safe and kids were buckled up properly. It was a positive day, which people (especially the kids!) were quite thankful for, and provided a great positive way for the public to interact with police officers.)





**Regina Police**   
@reginapolice

Teddy bears & high fives for this little dude, cuz  
dad was driving safe through a school zone!  
[#xmastweets](#) [#yqrtraffic](#) [#yqr](#)



RETWEETS  
**22**

LIKES  
**76**



9:44 AM - 21 Dec 2016



**MBC News** @MBCRadioNews · 22 Dec 2016

@reginapolice Chief on North Central: '2017 is going to be a very good year for us'

[mbcradio.com/index.php/mbc-...](http://mbcradio.com/index.php/mbc-...)



← 1

↻ 4

♥ 12





**Evan Bray** @evanjbray · 22 Dec 2016

A surprise pre-Christmas home visit to my #copshopyqr buddy Colton this afternoon! @YQRTRiP #friendship #giving #dontfitdownthechimney



You, Evan Bray and YQRTRiP



2



14



54



**Michele Ellingsen**

@Creeks2013



Following

@evanjbray @YQRTRiP @reginapolice that is AWESOME. Looks like one very happy kid and one equally as happy big kid. 🎄👶👍




**Evan Bray**  
@evanjbray



Following

Merry Christmas everyone! A special thanks to all our [@reginapolice](#) members working today!!  
[#sacrificeforsafety](#) [#thankful](#)



RETWEETS

29

LIKES

106



8:48 AM - 25 Dec 2016



**Regina Police**   
@reginapolice

Merry Christmas/Joyeux Noël to all our followers & #yqr citizens. May 2017 bring happiness, good health & safety to all.



RETWEETS

17

LIKES

55



8:53 AM - 25 Dec 2016



2



17



55



Reply to @reginapolice



**Lexa Martel** @redsnapper32 · 26 Dec 2016

@reginapolice Merry Christmas.... Hope u aren't too busy this yr!!!



1



**Neil VA5SCA** @VA5SCA · 25 Dec 2016

@reginapolice Thanks for being out there for us. I hope you're bored tonight. Probably not... 😞



1





**Regina Police** @reginapolice · 30 Dec 2016

Please #DontDrinkAndDrive Call a friend, your parents, a cab, @ORNRegina @FirstChoiceDD @Zero8DD or @YQRTransit on NYE. #yqr #yqrtraffic



49



51



Social Media Feedback: Instagram – December 2016



reginapolice

119 likes

4w

reginapolice @Regrann from @cornwallcentre - Our #CopShopYQR kids are picking out a new pair of jeans, courtesy of @gapcornwall!! ☺ @gap @gapkids @reginapolice - #regrann

hilaridanielle If that doesn't make even the grinchiest of people's hearts grow, than I don't know what will!! RPS, you are amazing. Thank you for loving up these children today!❤

jessomelafferty Keep up the good work ☺☺☺☺ I thank you everyday for keeping our community safe and bringing smiles to people who deserve it

gapcornwall It was such a great day! Thanks for coming in ☺

regjeannotte Thanks to Regina's finest for all you do for the community ☺



reginapolice

193 likes

5w

reginapolice Off to pickup our kids for #CopShopYQR! Officers will be taking kids shopping at the @cornwallcentre, who is graciously giving kids a \$200 gift card to spend! #yqr #regina #reginapolice #communitycops #policechief #police

srwatkins78 Awesome job y'all.

medicmom2903 How fun is that?! Enjoy! 🍷❤

grandmasam7 ☺❤That's awesome 🙌. Merry Christmas to all 🎄❤❤❤

andrewh5838 very well done RPS. have fun!

gwendolyndawn So sweet! Thank you all❤





reginapolice

129 likes

4w

reginapolice Chief Evan Bray sending a message to the public and his daughter, Ella, to not leave cars unlocked, valuables inside, or vehicle running with keys inside. #lockitorloseit #chief #policechief #dad #theft #autotheft #regina #reginapolice #yqr #policing #police

superdads Super sweet!



kaitlynpeterson @ellabray712 lol



ellabray712 @kaitlynpeterson hahah oh dad!!



defenseshopper Awesome post 😊



reginapolice

142 likes

3w

reginapolice Awaiting the entrance of the graduates. #class73 #policecollege #policing #sask

srwatkins78 Stellar shot.



pcarsenault What a moment.



Add a comment...

...



reginapolice

193 likes

3w

reginapolice This little cutie was strapped in his car seat safely, so Cst B gave him a teddy bear & Cst C gave the parents a @TimHortons gift card! #xmastweets #yqr #yqrtraffic

annelmcfarlane That's awesome ☐ @reginapolice

stacey.renee.b I'd love to run into you guys to make sure my little one is well strapped in! ☐

reginapolice @stacey.renee.b the officers are done with this project in Regina, they're now off to MJ! But if you're ever unsure, @sgiphotos has multiple carseat clinics throughout the year! ☐

stacey.renee.b @reginapolice thanks! Love our local police and can't wait for my little one to look up to you guys too :) ☐